

NOTICE INVITING E-TENDER (3rd Call)

NIT No. : **DTU/Engg.Cell/2022-23/04**

NAME OF WORK : Special Repair, Maintenance and Aluminium Work at Residential Blocks (Type-V, Type-IV, Type-III & Type-II) at DTU Campus, Bawana Raod, Delhi.

ESTIMATED COST : **Rs.2,32,28,383/-**

EARNEST MONEY : **Rs.4,64,568/-**

TIME ALLOWED : **12 Months. (Twelve Months)**

SECURITY DEPOSIT : **2.50% of the Gross Amount of Bill.**

PERFORMANCE GUARNTEE : **3% of the Tendered Value of the Work.**

CERTIFIED THAT THIS NIT CONTAINS **135** PAGES (S.No.1 To 135).

NIT amounting to **Rs.2,32,28,383/-** (Rupees Two Crore Thirty Two Lakh Twenty Eight Thousand Three Hundred and Eighty Three only) is hereby approved.

**Chief Project Officer
Delhi Technological University,
Bawana Road, Delhi.**

INDEX

Name of Work: Special Repair, Maintenance and Aluminium Work at Residential Blocks (Type-V, Type-IV, Type-III & Type-II) at DTU Campus, Bawana Raod, Delhi.

S. No.	Description	Page No.
1	Cover Page	01
2	Index	02
3	Notice inviting E-Tendering forming part of NIT to be posted on DTU website	03-04
4	Information & Instruction for bidder for E-Tendering	05-06
5	CPWD-6 for E-tendering	07-09
6	Guidelines regarding signing of integrity pact	10
7	CPWD-7	11-12
8	Schedule- A to F (Civil)	13-17
9	Amendment in General Conditions of Contract (GCC-2020 Maintenance Works)	18-52
10	List of equipment at site	53-54
11	List of mandatory tools required at site	55
12	Part-A Conditions and Specification of Contract and Schedule of quantity	56
13	General Conditions	57-75
14	Special Conditions	76-78
15	Additional Conditions & Particular Specification for Civil Works	79-103
16	Guarantee Bond	104-105
17	Approved Makes of Materials (Civil)	106-110
18	Form-A, B, B-1 & C	111-113
19	Schedule of quantities (Civil)	114-134
20	Corrigendum	135

This NIT is approved for **Rs.2,32,28,383/-** (Rupees Two Crore Thirty Two Lakh Twenty Eight Thousand Three Hundred and Eighty Three only) and containing 135 pages (S.No. 01 to 135).

Junior Engineer (Civil)

Assistant Engineer (Civil)

Chief Project Officer (DTU)

CPWD-6, CPWD 7/8 i/c Schedule A to F for the Major Component of the work, standard CPWD,G.C.C. 2020 (Maintenance Works) as amended/modified up to the last date of submission of bid including extension, if any

DTU

NOTICE INVITING TENDER (3rd Call)

N.I.T. No.	DTU/Engg.Cell/2022-23/04
Name of work	<u>Special Repair, Maintenance and Aluminium Work at Residential Blocks (Type-V, Type-IV, Type-III & Type-II) at DTU Campus, Bawana Raod, Delhi.</u>
Estimated Cost	Rs.2,32,28,383/- (Rupees Two Crore Thirty Two Lakh Twenty Eight Thousand Three Hundred and Eighty Three only)
Earnest Money	Rs.4,64,568/- (i.e. 2% of Estimated Cost)
Performance Guarantee	5% of the contract amount.
Security Deposit	2.5% of the Gross Amount of the bill.
Time Allowed	12 months (Twelve)

This NIT for work amounting to **Rs.2,32,28,383/-** (Rupees Two Crore Thirty Two Lakh Twenty Eight Thousand Three Hundred and Eighty Three only) contains pages from 1 to **135** (One to One hundred and **Thirty Five** only).

J.E. (Civil)

A. E (Civil)

Chief Project Officer (DTU)

INFORMATION AND INSTRUCTIONS FOR BIDDERS FOR E-TENDERING FORMING PART OF BID DOCUMENT AND TO BE POSTED ON WEBSITE

(Applicable for inviting open bids)

The Chief Project Officer, Delhi Technological University, Bawana Road, Delhi (Email ID: aksrivastava@dce.ac.in) on behalf of Delhi Technological University invites online percentage rate bids from eligible contractors of CPWD, DDA enlisted in appropriate category and those of appropriate list of M.E.S., BSNL, Railway and State Govt.'s Departments dealing with **building and special repair/maintenance works of buildings** for the following work (s):

S. No.	NIT No.	Name of work & Location	Estimated cost put to tender	Earnest money	Period of completion	Last date & time of submission of bid. EMD, e-tender processing fee and other documents as specified in the Press Notice.	Time & date of opening of bid
1	2	3	4	5	6	7	8
1.	DTU/Engg.Cell/2022-23/04 (3 rd Call)	Special Repair/Maintenance and Aluminium Work at Residential Blocks (Type-V, Type-IV. Type-III & Type-II) at DTU Campus, Bawana Raod, Delhi.	Rs.2,32,28,383/-	Rs.4,64,568/-	12 months	Up to 03.00 PM On 10-12-2022	At 03.30 PM On 23-12-2022

- The intending bidder must read the terms and conditions of CPWD-6 carefully. He should only submit his bid if he considers himself eligible and he is in possession of all the documents required.
- Information and Instructions for bidders posted on website shall form part of bid document.
- The bid document consisting of plans, specifications, the schedule of quantities of various types of items to be executed and the set of terms and conditions of the contract to be complied with and other necessary documents can be seen and downloaded from website <http://govtprocurement.delhi.gov.in> free of cost.
- Those contractors not registered on the website mentioned above, are required to get registered beforehand. If needed they can be imparted training on online bidding process as per details available on the website.
- The intending bidder must have valid class and above digital signature to submit the bid.
- On opening date, the contractor can login and see the bid opening process. After opening of bids, he will receive the comparative bid sheets.
- Contractor can upload documents in the form of **JPG** format and **PDF** format.

List of Documents to be scanned and uploaded within the period of bid submission:

1. Payment of Bid Security (Earnest Money Deposit): The EMD may be submitted through ECS/RTGS/NEFT direct to receipt account of Registrar, DTU as detail given below and receipt of proof of ECS/RTGS/NEFT shall be uploaded with documents.

DTU EMD Account No.	30875679275 (Registrar, DTU)
Name of Bank	State Bank of India
Bank Address	DCE Campus, Shahbad Daulatpur, Bawana Road, Delhi- 110042.
IFSC CODE	SBIN0010446
BRANCH CODE	10446
MICR CODE	110002438
SWIFT CODE	SBININBB544

This amount shall be refunded in case of rejection of the bid. Photocopy of proof of ECS/RTGS/NEFT shall be sent to DTU up to Last Date and Time for receipt of tenders through e-procurement solution. (No EMD exemption given in any circumstances)

2. Scanned copy of valid CPWD registration certificate of appropriate category (Class-II and above) in central or any state government department.
3. Scanned copy of performance certificate from the client for successfully completed similar works preferably in educational university/PSU's, semi-govt. for reckoning towards works experience during last seven years ending previous day of last date of submission of bid. **“Special Repair & Maintenance and Aluminium Work at Residential Buildings” (Form-C).**
- a) Three similar work not less than 40% of estimated cost put on tender.
OR
- b) Two similar work not less than 60% of estimated cost put on tender.
OR
- c) One similar work not less than 80% of estimated cost put on tender.
4. Scanned copy of average annual financial turnover during the immediate last three consecutive financial years **ending March-2022** (Scanned copy of Certificate from CA to be uploaded) should **not be less than 50% of Estimated Cost (Form- A).**
5. Scanned copy of solvency or net worth certificate:-
(a) Solvency of the amount equal to 40% of Estimated Cost put to tender (ECPT) (Form-B)
OR
(b) Network Certificate of Minimum 10% of the Estimated Cost put to tender issued by certified by Chartered Accountant (Form “B-1”) (Scanned copy of original solvency/ net worth Certificate to be uploaded).
6. Certificate of Registration for G.S.T. and acknowledgement of up to date filed return.
7. Scanned copy of PAN Card issued by Income Tax Department.
8. Scanned copy of Affidavit as given in this NIT (page no.07) (To be executed in presence of Public notary on non-judicial stamp paper of the value of Rs.100/-. The stamp paper has to be in the name of the tenderer)

Further details can be seen at <https://dtu.ac.in>

Chief Project Officer, DTU

CPWD-6 FOR E-TENDERING

The Chief Project Officer, DTU invites percentage rate bids on behalf of Delhi Technological University from eligible contractors of CPWD, DDA enlisted in appropriate category and those in appropriate list of M.E.S., BSNL, Railway and State Govt.'s Departments dealing with building for the work “**Special Repair/Maintenance and Aluminium Work at Residential Blocks (Type-V, Type-IV, Type-III & Type-II) at DTU Campus, Bawana Raod, Delhi.**”

1. The enlistment of the contractors should be valid on the last date of submission of bids. In case the last date of submission of bid is extended, the enlistment of contractor should be valid on the original date of submission of bids.

1.1 The work is estimated to cost **Rs.2,32,28,383/-**. This estimate, however, is given merely as a rough guide.

1.1.1 Intending bidder is eligible to submit the bid provided he has definite proof from the appropriate authority, which shall be to the satisfaction of the competent authority, of having satisfactorily completed similar works of magnitude specified Below:-

Criteria of eligibility for submission of bid documents

1.2.1 Three similar works each of value not less than 40% of estimated cost put to tender or two similar works of value not less than 60% of estimated cost put to tender or one similar work of value not less than 80% of estimated cost put to tender in last 7 years ending previous day of last date of submission of bids.

Similar work shall mean “Special Repair & Maintenance work at Residential Buildings”

The value of executed works shall be brought to current costing level by enhancing the actual value of work at simple rate of **7% per annum**, calculated from the date of completion to the last date of submission of bid.

To become eligible for bid, the bidders shall have to furnish an affidavit as under: -

1 “I/We undertake and confirm that eligible similar works(s) has/have not been got executed through another contractor on back-to-back basis. Further that, if such a violation comes to the notice of Department, then I/we shall be debarred for bidding in DTU in future forever. Also, if such a violation comes to the notice of Department before date of start of work, the Engineer-in-Charge shall be free to forfeit the entire amount of Performance Guarantee. (Scanned copy to be uploaded at the time of submission of bid).”

2 Agreement shall be drawn with the successful bidders on prescribed Form No. **CPWD 7** (or other Standard Form as Mentioned) which is available as a Govt. of India Publication and also available on website **www.cpwd.gov.in**. Bidders shall quote his rates as per various terms and conditions of the said form which will form part of the agreement.

3 The time allowed for carrying out the work will be **03 months** from the date of start as defined in schedule 'F' or from the first date of Handing over of the site, whichever is later, in accordance with the phasing, if any, indicated in the bid documents.

4. The site for the work is available.

5. The bid document consisting of plans, specifications, the schedule of quantities of various types of items to be executed and the set of terms and conditions of the contract to be complied with and other necessary documents except Standard General Conditions of Contract Form can be seen on website <http://govtprocurement.delhi.gov.in> **free of cost**.

6. After submission of the bid the contractor can re-submit revised bid any number of times but before last time and date of submission of bid as notified.

7. While submitting the revised bid, contractor can revise the rate of one or more item(s) any number of times (he need not re-enter rate of all the items) but before last time and date of submission of bid as notified.

8. Bids are invited in under two bid system i.e. Technical bid and Financial bid.

9. Earnest Money shall be deposited through ECS/RTGS/NEFT mode only as mentioned in page no. 6. The original receipt of EMD deposited with all original documents should be deposited in the office of **Chief Project Officer, DTU** by lowest bidder within the period of submission.

Copy of Enlistment Order and certificate of work experience and other documents as specified in the press notice shall be scanned and uploaded to the e-Tendering website within the period of bid submission. **However, lowest bidder shall submit certified copy of all the scanned and uploaded documents as specified in press notice in the office of Chief Project Officer, DTU**

Online bid documents submitted by intending bidders shall be opened only of those bidders, whose documents with receipt of EMD deposited scanned and uploaded are found in order.

The bid submitted shall be opened on 23.12.2022 at **03:30 PM**

10. The bid submitted shall become invalid if:

(i) The bidder is found ineligible.

- (ii) The bidder does not deposit original EMD deposited receipt in office of Chief Project Officer, DTU.
- (iii) The bidder does not upload required documents as mentioned above.
- (iv) If any discrepancy is noticed between the documents as uploaded at the time of submission of bid and hard copies as submitted physically by the entire bidder in the office of bid opening authority.
- (v) If a tenderer quotes NIL rates against each item in item rate tender or does not quote any percentage above/below on the total amount of the tender or any section/sub head in percentage rate tender, the tender shall be treated as invalid and will not be considered as lowest tenderer.

11. The contractor whose bid is accepted will be required to furnish **Performance Guarantee (P.G.) of 5% (Five Percent)** of the tendered and accepted value of the work amount within the period specified in Schedule F. This guarantee shall be in the form of Banker's cheque of any scheduled bank/Demand Draft of any scheduled bank/ Pay order of any Scheduled Bank of any scheduled bank (in case guarantee amount is less than Rs.1,00,000/-) or Government Securities or Fixed Deposit Receipts or Guarantee Bonds of any Scheduled Bank or the State Bank of India in accordance with the prescribed form. In case the contractor fails to deposit the said performance guarantee within the period as indicated in Schedule 'F', including the extended period if any, the Earnest Money deposited by the contractor shall be forfeited automatically without any notice to the contractor. **The earnest money deposited along with bid shall be returned after receiving the aforesaid Performance guarantee.** The contractor whose bid is accepted will also be required to furnish either copy of applicable licenses/registrations or proof of applying for obtaining labour licenses, registration with EPFO, ESIC and BOCW welfare board and program chart (Time & progress) with in the period specified in Schedule F.

12. The description of the work is as follows: - Name of Work:- Special Repair/Maintenance and Aluminium Work at Residential Blocks (Type-V, Type-IV. Type-III & Type-II) at DTU Campus, Bawana Raod, Delhi.

Intending Bidders are advised to inspect and examine the site and its surroundings and satisfy themselves before submitting their bids as to the nature of the ground and sub-soil (so far as is practicable), the form and nature of the site, the means of access to the site, the accommodation they may require and in general shall themselves obtain all necessary information as to risks, contingencies and other circumstances which may influence or affect their bid. A bidders shall be deemed to have full knowledge of the site whether he inspects it or not and no extra charge consequent on any misunderstanding or otherwise shall be allowed. The bidders shall be responsible for arranging and maintaining at his own cost all materials, tools & plants, water, electricity access, facilities for workers and all other services required for executing the work unless otherwise specifically provided for in the contract documents. Submission of a bid by a bidder implies that he has read this notice and all other contract documents and has made himself aware of the scope and specifications of the work to be done and of conditions and rates at which stores, tools and plant, etc. will be issued to him by the Government and local conditions and other factors having a bearing on the execution of the work.

13. The competent authority on behalf of the Delhi Technological University does not bind itself to accept the lowest or any other bid and reserves to itself the authority to reject any or all the bids received without the assignment of any reason. All bids in which any of the prescribed condition is not fulfilled or any condition including that of conditional rebate is put forth by the bidders shall be summarily rejected.

14. Canvassing whether directly or indirectly, in connection with bidders is strictly prohibited and the bids submitted by the contractors who resort to canvassing will be liable for rejection.

15. The competent authority on behalf of the Delhi Technological University reserves to himself the right of accepting the whole or any part of the bid and the bidders shall be bound to perform the same at the rate quoted.

16. The contractor shall not be permitted to bid for works in the DTU (Division in case of contractors of Horticulture/Nursery category) responsible for award and execution of contracts, in which his near relative is posted a Divisional Accountant or as an officer in any capacity between the grades of **CPO, A.E.(Civil)** and Junior Engineer. He shall also intimate the names of persons who are working with him in any capacity or are subsequently employed by him and who are near relatives to any gazetted officer in the Delhi Technological University or in the Govt. of NCT of Delhi. Any breach of this condition by the contractor would render him liable to be removed from the approved list of contractors of this Department.

17. No Engineer of Gazetted Rank or other Gazetted Officer employed in Engineering or Administrative duties in an Engineering Department of the Government of India is allowed to work as a contractor for a period of one year after his retirement from Government service, without the prior permission of the Government of India in writing. This contract is liable to be canceled if either the contractor or any of his employees is found any time to be such a person who had not obtained the permission of the Government of India as aforesaid before submission of the bid or engagement in the contractor's service.

18. The bid for the works shall remain open for acceptance for a period of Ninety (90) days from the date of opening of bids. If any bidders withdraw his bid before the said period or issue of letter of acceptance, whichever is earlier, or makes any modifications in the terms and conditions of the bid which are not acceptable to the department, then the Government shall, without prejudice to any other right or remedy, be at liberty to forfeit 50% of the said earnest money as aforesaid. Further the bidders shall not be allowed to participate in the rebidding process of the work. (Modified vide OM DG/CON/279 Dt. 09.05.2014)

- 19.** This notice inviting Bid shall form a part of the contract document. The successful bidders/contractor, on acceptance of his bid by the Accepting Authority shall within **15 days from the stipulated date of start of the work**, sign the contract consisting of: -
- (a) The Notice Inviting Bid, all the documents including additional conditions, specifications and drawings, if any, forming part of the bid as uploaded at the time of invitation of bid and the rates quoted online at the time of submission of bid and acceptance thereof together with any correspondence leading thereto.
 - (b) Standard C.P.W.D. Form 7 or other Standard C.P.W.D. Form as applicable.

20. For Bids

The bid document will include following two components:

Part A: - CPWD-6, CPWD-7 including schedule A to F for the work, Standard **General Conditions of Contract for CPWD 2020** as amended/modified up to the last date of submission of bid, including extension, if any.

Part B: - General / specific conditions, specifications and schedule of quantities of the work.

20.1 The eligible bidders shall quote rates for all items of work.

20.2 After acceptance of the bid by competent authority, the CPO of the work shall issue letter of award on behalf of the Delhi Technological University. After the work is awarded, the contractor will have to enter into an agreement with CPO.

20.3 Security Deposit will be worked out on the basis of estimated cost put to tender for work.

There should be no subletting of work except for any specialized work. In case of any subletting of specialized work, the approval of Engineer-In-Charge shall be obtained.

GUIDELINES REGARDING SIGNING OF INTEGRITY PACT BY THE BIDDER AT THE TIME OF SUBMISSION Of BID (Vide No. DG/CON/255A dated 10.08.2011)

Sub: Clarification regarding Introduction of Integrity Pact introduced vide OM No. CON255 dated 23.05.2011

A new provision of Integrity Pact (IP) was introduced in GCC-2014 vide OM No. CON/255 dated 23.05.2011. In the OM it is mentioned that at the time of submission of bid, it shall be mandatory to sign the pact by the bidder failing which the bidder will stand disqualified from the tendering process and such bid would be summarily rejected.

Some field Units has raised their doubts regarding submission of duly signed Integrity Pact by the bidder at the time of submission of bid. In this regard it is clarified that: -

1. Submission of duly signed Integrity Pact by the bidder is applicable in case of manual tendering where e-tendering is not followed.
2. In case of manual tendering **Chief Project Officer** should sign the first page addressed to the intending bidder at the time of issue of tender form and before submission of the bid, each bidder shall sign IP at respective places and submit the bid. If duly signed IP is not submitted by the bidder, such bid shall not be considered.
3. In case of e-tendering, Integrity Pact shall be treated in the same manner as other components of the bid document. In e-tendering, the intending bidder does not sign any document physically and entire bid document is submitted through digital signature. Since IP is a part of bid document no separate physical submission is required with other documents to be submitted in the office of tender opening authority. In addition to other component of bid document, the Integrity Pact shall also be signed between **Chief Project Officer** and successful bidder after acceptance of bid.

CPWD -7	DTU
---------	-----

TENDER

I/We have read and examined the notice inviting tender, schedule, A, B, C, D, E & F Specifications applicable, Drawings & Designs, General Rules and Directions, **Conditions of Contract, of 2020** with amendments up to the last date of submission of tenders, clauses of contract, Special conditions, Schedule of Rate & other documents and Rules referred to in the conditions of contract and all other contents in the tender document for the work **“Special Repair/Maintenance and Aluminium Work at Residential Blocks (Type-V, Type-IV, Type-III & Type-II) at DTU Campus, Bawana Raod, Delhi.”**

I/We hereby tender for the execution of the work specified for the President of India within the time specified in Schedule ‘F’ viz., schedule of quantities and in accordance in all respect with the specifications, designs, drawing and instructions in writing referred to in Rule-1 of General Rules and Directions and in Clause **11 of the Conditions of contract of 2020** with amendments up to the last date of submission of tender and with such materials as are provided for, by, and in respect of accordance with, such conditions so far as applicable.

We agree to keep the tender open for Seventy Five (75) days from the date of opening of technical bid and not to make any modification in its terms and conditions.

A sum of **Rs.4,64,568/-** is hereby forwarded in ECS/RTGS/NEFT mode within prescribed period, I/We agree that the said DTU or his successors representatives, in office shall without prejudice to any other right or remedy, be at liberty to forfeit the said earnest money absolutely. Further, if I/We fail to commence work as specified, I/We agree that DTU or the successors representatives in office shall without prejudice to any other right or remedy available in law, be at liberty to forfeit the said performance guarantee absolutely. The said performance Guarantee shall be a guarantee to execute all the works referred to in the tender documents upon the terms and conditions contained or referred to those in excess of that limit at the rates to be determined in accordance with the provision contained in **Clause 12.2 and 12.3** of the tender form. Further, I/We agree that in case of forfeiture of Earnest Money & Performance Guarantee as aforesaid, I/We shall be debarred for participation in the re-tendering process of the work.

I/We undertake and confirm that eligible similar work(s) has/have not been got executed through another contractor on back to back basis. Further that, if such a violation comes to the notice of Department, then I/We shall be debarred for tendering in DTU in future forever. Also, if such a violation comes to the notice of Department before date of start of work, the Engineer-in-Charge shall be free to forfeit the entire amount of Earnest Money Deposit/ Performance Guarantee.

I/We hereby declare that I/We shall treat the tender documents drawings and other records connected with the work as secret/confidential documents and shall not communicate information/derived there from to any person other than a person to whom I/We am/are authorized to communicate the same or use the information in any manner prejudicial to the safety of the State.

Dated:**

Signature of Contractor **

Witness: **

Address: **

Postal Address **

Occupation: **

ACCEPTANCE

The above tender (as modified by you as provided in the letters mentioned hereunder) is accepted by me for an on behalf of the **Delhi Technological University** for a sum of Rs..... *
(Rupee.....*
.....).

The letters referred to below shall form part of this contract agreement: -

- (a) *
- (b) *
- (c) *

For & on behalf of Delhi Technological University

Signature*

Dated:*

Designation*

**PROFORMA OF SCHEDULES
(FOR MAJOR COMPONENT)**

SCHEDULE 'A'

Schedule of quantities for Civil Works as per Page No. **115 to 134**.

SCHEDULE 'B'

Schedule of materials to be issued to the contractor.

S. No.	Description of item	Quantity	Rates in figures & words at Which the material will be charged to the contractor	Place of issue
NIL				

SCHEDULE 'C'

Tools and plants to be hired to the contractor

S. No.	Description	Hire charges per day	Place of Issue
NIL			

SCHEDULE 'D'

Extra schedule for specific requirements /document for the work, if any.

SCHEDULE 'E'

Reference to General Conditions of Contract: **General Conditions of Contract 2020 (For maintenance work)** read along with correction slips/amendments issued up to the last date of submission of tender including extension, if any.

Name of work	Special Repair/Maintenance and Aluminium Work at Residential Blocks (Type-V, Type-IV, Type-III , Type-II & Guest House) at DTU Campus , Bawana Raod, Delhi.
---------------------	--

Estimated cost of work

I.	Estimated Cost	Rs.2,32,28,383/-
II.	Earnest Money	Rs.4,64,568/-
I.	Performance Guarantee :	5% of the Contract amount.
II.	Security Deposit	2.5% of Gross Amount of bill.

SCHEDULE 'F' (GENERAL RULES & DIRECTIONS)

Officer inviting tender: Chief Project Officer, DTU, Bawana Road Delhi,

Email id: aksrivastava@dce.ac.in

Definitions:

1	Engineer-in-Charge	The Chief Project Officer, DTU, Bawana Road, Delhi.
2	Accepting Authority	Vice Chancellor, DTU, Bawana Road, Delhi.
3	Percentage on cost of materials and Labour cover all to overheads and profits	15%

4	Standard Schedule of Rates	DSR 2016 (Civil), read along with correction slips/amendments issued up to the last date of submission of tender including extension, if any, plus cost index minus 9.50%.
5	Department	Delhi Technological University, Shahbad Daultpur, Bawana Road Delhi.
6	Standard CPWD Contract Form GCC 2014	CPWD Form 7 & GCC 2020 for maintenance work read along with correction slips/amendments issued up to the last date of submission of tender including extension, if any.

Clause 1

1.	Time allowed for submission of Performance Guarantee from the date of issue of letter of acceptance	07 (Seven) days
2.	Maximum allowable extension beyond the period provided in (i) above	3 (Three) days with late fee @ 0.1% per day of the PG amount.

Clause 2

Authority for fixing compensation under clause 2	Vice Chancellor, DTU, Bawana Road, Delhi.
--	--

Clause 2A

Whether Clause 2A shall be applicable	N/A
---------------------------------------	------------

Clause 5

Number of days from the date of issue of letter of acceptance for reckoning date of start	10 (Ten) days or date of handing over of site whichever is later.
---	--

Mile stones for Civil work

S. No	Description of Milestone (Financial)	Time allowed in months (from date of start)	Amount to be with-held in case of non-achievement of each mile stone (% of contract amount of Civil component)
1	1/8 th of Contract amount	1/4 th time	1% of contract amount.
2	3/8 th of Contract amount	1/2 th time	--do--
3	3/4 th of Contract amount	3/4 th time	--do--
4	100% of Contract amount & completion of work.	Full time	--do--

Withheld amount shall be released if and when subsequent milestone is achieved within respective time specified. The main contractor will ensure that all components of the work are executed in time without giving any chance for slippage of milestone an account of delay in execution of associated civil works by him. However, in case milestones are not achieved by the contractor for the work, the amount shown against milestone shall be withheld by the Engineer-In-Charge of the respective components.

Note: Intending tenderer may submit phasing of activities / milestones on the basis of their resources and methodology at the time of tendering corresponding to physical milestones / stages indicated in the above table. These shall form part of the agreement after approval of the accepting authority; otherwise, it would be assumed that agency agrees with the above-mentioned physical milestones.

Time allowed for execution of work- **12 Months**

Authority to decide:

(i)	Extension of time :-	Vice Chancellor, DTU, Bawana Road, Delhi.
(ii)	Rescheduling of mile stones :-	Vice Chancellor, DTU, Bawana Road, Delhi.
(iii)	Shifting of date of start in case of delay in handing over of site:	Vice Chancellor, DTU, Bawana Road, Delhi.

Clause-5A: Not Applicable**Clause 6: Yes Applicable**

Clause applicable - (6)	(computerized measurement book to be submitted by agency)
--------------------------	---

Clause 7

Gross work to be done together with net payment /adjustment of advances for material collected, if any, since the last such payment for being eligible to interim payment.	<u>Rs.50 Lacs</u>
--	--------------------------

Clause 7A

No running Account Bill shall be paid for the work till the applicable labour licenses, registration with EPFO, ESIC and BOCW Welfare Board, whatever applicable is submitted by the contractor to the Engineer-in-Charge.	As Applicable.
---	----------------

Clause 10A

List of testing equipment to be provided by the contractor in the lab at each site of work as per [TABLE-1] of Annexure-I attached.

Clause 10 B (ii)

Whether Clause 10 B (ii) shall be applicable	N / A
--	-------

Clause 10 C.

Component of labour expressed as percent of value of work	Not Applicable
---	----------------

Clause 10 CA: - Not-Applicable**Clause 10 CC: - Not-Applicable**

Schedule of component of other materials, Labour, POL etc. for price escalation:-

Component of civil materials (Except materials covered under clause 10CA)

Not Applicable

Component of labour expressed as percent of total value of work.

Component of P.O.L. expressed as percent of total value of work.

Clause 11

S. No	Specifications to be followed for execution	
1	Civil work	CPWD Specifications 2019 volume- I & II read along with up to date correction slips/amendments issued up to the last date of submission of tender including extension, if any Rules and Acts as applicable, amended up to date.

Clause 12

Type of work:

It is a maintenance work. Restriction of completion cost up to 1.25 times of tender cost shall be applicable. For the purpose of derivation of rates of extra, substituted, deviations beyond specified limit it shall be treated as maintenance work.

Maximum percentage for quantity of items of work to be executed beyond which rates are to be determined in accordance with Clauses 12.2, 12.3 : Please refer below

12.2. & 12.3	Deviation limit beyond which clauses 12.2 & 12.3 shall apply for building work (except foundation work)	No Limit
12.5	i) Deviation Limit beyond which clauses 12.2 & 12.3 shall apply for foundation work	No Limit

Clause 16

Competent Authority for deciding reduced rates.	Vice Chancellor, DTU, Bawana Road, Delhi.
---	--

Clause 18

List of mandatory machinery, tools & plants to be deployed by the contractor at site: - All plants, equipment's and machinery required for smooth and efficient progress of work as per direction of Engineer-in-Charge.

Clause 19:- (C,D,G,K) (To deciding the penalty) :- Applicable Hon'ble Vice Chancellor, DTU

Clause 25

Constitution of Dispute Redressal Committee: - This contract will be subject to Delhi High Court jurisdiction only.

Clause: 32

S.No.	Minimum qualification of Technical Representative	Discipline	Designation (Principal technical / Technical representative)	Minimum experience	Number	Rate at which recovery shall be made from the contractor in the event of not fulfilling provision of Clause 36(I)	
						Figures	Words
1	Graduate Engineer Or Diploma Engineer	Civil	Project/Site Engineer and Project Planning/billing Engineer	2 Years	1	Rs. 30,000/- (Per month)	Rs. Thirty thousand per month
				5 Years	1		

Assistant Engineer retired from Government services that are holding Diploma will be treated at par with Graduate Engineers.

Diploma holder with minimum 10 years relevant experience with a reputed construction co. can be treated at par with Graduate Engineers for the purpose of such deployment subject to the condition that such diploma holders should not exceed 50% of requirement of degree engineers.

Clause 38

(i)	(a)	Schedule/statement for determining theoretical quantity of cement & bitumen on the basis of Delhi Schedule of Rates.	DSR 2016 for civil works will read along with correction slips/amendments issued up to the last date of submission of tender including extension, if any.
(ii)		Variations permissible on theoretical quantities:	
	(a)	Cement	
		For works with estimated cost put to tender more than Rs. 5 lakh.	2% (Two percent) plus/minus.
		Bitumen for all works.	2.5% (Two point five percent) plus only and nil on minus side.
	(b)	Steel Reinforcement and structural steel sections for each diameter, section and category.	2% (Two percent) plus / minus
	(c)	All other materials.	Nil



CENTRAL PUBLIC WORKS DEPARTMENT

OFFICE MEMORANDUM

No. DG/ CON/309

ISSUED BY AUTHORITY OF DIRECTOR GENERAL, CPWD

NIRMAN BHAWAN, NEW DELHI

DATED: 10.02.2020

Subject:- New Edition titled "General Conditions of Contract 2020 (i) Construction works, (ii) Maintenance Works and (iii) EPC Projects

Newly revised edition of General Conditions of Contract 2020 consisting three separate GCCs for

- i. Construction works
- ii. Maintenance Works
- iii. EPC Projects

have been printed and are available for sale. This edition incorporates the amendments issued upto OM No. DGW/CON/308 dt. 05.12.2019 to the earlier edition called 'General Conditions of Contract 2014 and will be available from the outlet at the rates mentioned hereunder.

- 1. General Conditions of contract 2020 @ 100/- each (Less 15% discount for CWPD units.).

The rights for printing & marketing these GCCs have been given to M/s Jain Book Agency, 4574/15, 2nd Floor, Padam Chand Marg, Darya Ganj, New Delhi-110 002. No other agency, other than the mentioned above, will have any right to print the GCC-2020 in any form, in part or full. To avoid any piracy of the books, these will be available for sale with hologram of SILVER colour bearing name of the agency & pasted on the books. It is therefore, enjoined upon all the concerned to purchase the said books only from the outlet mentioned. It may be noted that for any error creeping in the contract due to use of pirated copy, the officials purchasing such pirated books and/or entering into any contract on such books shall be held responsible for the lapse in this regard.

Complimentary copies of the books are being forwarded to the Regions of CPWD by the agency in a few days for circulation among CEs/SEs/EEs etc. working under their control. Discrepancies noticed, if any, in the books may kindly be brought to the notice of this office. GCC 2020 is applicable w.e.f. today. All the officers may use GCC 2020. GCC-2014 is hereby withdrawn w.e.f. today.

Outlet:-

M/s Jain Book Agency, 4574/15, 2nd Floor, Padam Chand Marg, Darya Ganj, New Delhi - 110002 Ph: 43513689 Mob: 9667274446, email sales@jba.in website www.jainbookagency.com.

This issues with the approval of DG, CPWD.

(V.P. Sahu)

Superintending Engineer(C&M)

Issued from file No.CSQ/CM/17(1)/ 2020 e-file No - 9065066

Copy to: -

- 1. File No.CSQ/CM/18(2)/Printing/ 2020
- 2. All the officers of CPWD/PWD Delhi, through CPWD website for information and necessary action.
- 3. Executive Engineer L division/K division, IP Bhawan, New Delhi

Superintending Engineer(C&M)
11.02.2020



CENTRAL PUBLIC WORKS DEPARTMENT

OFFICE MEMORANDUM

NO. DG/CON/Misc./ 10

ISSUED BY AUTHORITY OF DIRECTOR GENERAL, CPWD


NIRMAN BHAWAN, NEW DELHI

Dated: 02.07.2020

विषय : Invocation of Force Majeure Clause (FMC) as per OM No. F.18/4/2020-PPD dated 13.05.2020 issued by the Department of Expenditure.

A copy of OM No. F.18/4/2020-PPD dated 13.05.2020 issued by the Department of Expenditure (Procurement Policy Decision), Ministry of Finance is enclosed for compliance in CPWD contracts in which stipulated date of completion is 20th Feb 2020 or later.

This issues with the approval of DG CPWD.


(V.P. Sahu) 02.07.2020

Superintending Engineer (C&M)

Issued from the file no. CSQ/CM/17(1)/2020
e-file no. 9090006

Copy to:-

All the CPWD/PWD Delhi officers for necessary action please.


02.07.2020
Superintending Engineer (C&M)

No. F. 18/4/2020-PPD
Government of India
Ministry of Finance
Department of Expenditure
Procurement Policy Division

North Block, New Delhi
New Delhi dated the 13th May, 2020

OFFICE MEMORANDUM

Subject: Force Majeure Clause (FMC)

Attention is invited to Department of Expenditure's O.M. No. 18/4/2020-PPD dated 19th February, 2020 on the invocation of Force Majeure Clause (FMC). Vide the O.M., it was clarified that disruption of supply chains due to spread of Coronavirus will be covered under FMC which could be invoked, wherever considered appropriate, following the due procedure as stated in para 9.7.7. of the Manual on Procurement of Goods.

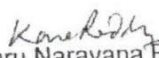
2. Subsequent to issuance of the above referred O.M., further disruptions have affected transportation, manufacturing and distribution of goods and services in the country. Limitations placed on the movement of men and material as per the guidelines issued by the Ministry of Home Affairs (MHA) under the Disaster Management Act, 2005 (DM Act 2005) and the respective State and UT governments from time to time have severely impaired the fulfilment of contractual obligations for supply of goods, works and consultancy services (including other services), and affected the volume of vehicular traffic.

3. Attention in this regard is invited to para 9.7.7 of the "Manual for Procurement of Goods 2017", Para 6.4.2 of the "Manual for Procurement of Works 2019" and para 8.14.1 of the "Manual for Procurement of Consultancy and other Services 2017" issued by the Department of Expenditure. The above referred three Manuals recognize extraordinary events or circumstances beyond human control leading to delays in or non-fulfilment of contractual obligations. In a situation of such events happening, and after following due procedure, parties to the contract are allowed flexibility to invoke FMC following prescribed due procedure.

4. It is recognised that in view of the restrictions placed on the movement of goods, services and manpower on account of the lockdown situation prevailing overseas and in the country in terms of the guidelines issued by the MHA under the DM Act 2005 and the respective State and UT Governments, it may not be possible for the parties to the contract to fulfil contractual obligations. In respect of Public-private Partnership (PPP) concession contracts, a period of the contract may have become unremunerative. Therefore, after fulfilling due procedure and wherever applicable, parties to the contract may invoke FMC for all construction/works contracts, goods and services contracts and PPP contracts with Government Agencies and in such event, date for completion of contractual obligations which had to be completed on or after 20th February 2020 shall stand extended for a period not less than

three months and not more than six months without imposition of any cost or penalty on the contractor/concessionaire. Concession period in PPP contracts ending on or after 20th February 2020 shall be extended by not less than three and not more than six months. The period of extension (between three and six months) may be decided based on the specific circumstances of the case and the period for which performance was affected by the *force majeure* events.

5. It is clarified that invocation of FMC would be held valid only in a situation where the parties to the contract were not in default of the contractual obligations as on 19th February, 2020. It is further clarified that invocation of FMC does not absolve all non-performances of a party to the contract, but only in respect of such non-performance as is attributable to a lockdown situation or restrictions imposed under any Act or executive order of the Government/s on account of COVID-19 global pandemic. It may be noted that, subject to above stated, all contractual obligations shall revive on completion of the period.


(Kotluru Narayana Reddy)
Deputy Secretary to the Govt. of India
Tel.No. : 24621305
Email: kn.reddy@gov.in

To,
Secretaries of all Central Government Ministries/Departments



CENTRAL PUBLIC WORKS DEPARTMENT

OFFICE MEMORANDUM

NO. DG/CON/310

ISSUED BY AUTHORITY OF DIRECTOR GENERAL, CPWD

NIRMAN BHAWAN, NEW DELHI

Dated: 17.07.2020

विषय : Addition of new Clause 7B in General Conditions of Contract, 2020 for Construction/EPC/Maintenance Works for payment to third party.

The following provision is added below Clause 7A in the General Conditions of Contract, 2020 for Construction/EPC/Maintenance Works for payment to third party.

Clause 7B Payment to third party

If the exigencies of the work so demand, the engineer-in-charge may allow payment to a third party, who is creditor to the contractor, after fulfilling the following conditions.


- a) The contractor gives an authority letter addressed to the engineer-in-charge on a non-judicial stamp paper of Rs.100 in the format given below.

I/We authorize the Executive Engineer, Division, CPWD to pay directly on my/our behalf to (name of the third party) an amount of Rs.....(Rupeesin words) for the work done or supplies made by (name of the third party). I/We shall be responsible for the quality and quantity of the same under the provisions of agreement number

Signature of the contractor

- b) The total payment to third party (or parties) shall not exceed 10% of the agreement cost of the work.
- c) Full reasons for proposing such third party payment shall be recorded and prior written approval of the next higher authority shall be obtained before making such payment.

This issues with the approval of DG CPWD.



(V.P. Sahu)

Superintending Engineer (C&M)

Issued from the file no. CSQ/CM/17(1)/2020 e-file no. 9083680

Copy to:-

All the officers of CPWD/PWD Delhi, through CPWD website for information and necessary action.



Superintending Engineer (C&M) 17/07/2020



CENTRAL PUBLIC WORKS DEPARTMENT

OFFICE MEMORANDUM

No. DG/CON/311

ISSUED BY AUTHORITY OF DIRECTOR GENERAL, CPWD

NIRMAN BHAWAN, NEW DELHI


DATED: 20.10.2020

Subject: Modification of Forms of Bank Guarantee in GCC 2020

In the General Conditions of Contract 2020 (EPC Projects, Construction Works, Maintenance Works), there are three forms of Bank Guarantees: one for earnest money deposit and two for performance security. The formats for these three forms are being replaced by only one format as given in the enclosure. This form is enclosed.

Existing Provision	Modified Provision
Form of Earnest Money Deposit Bank Guarantee Bond	Deleted
Form of Performance Security (Guarantee) Bank Guarantee Bond – Format - I	
Form of Performance Security (Guarantee) Bank Guarantee Bond – Format - II	
No Provision	Form of Bank Guarantee for Earnest Money Deposit /Performance Guarantee/ Security Deposit/Mobilization Advance Enclosed in the next two pages.

This issues with the approval of Director General, CPWD.


(V.P. Sahu)

Superintending Engineer (C&M)

Issued from file no. CSQ/CM/17(1)/2020 e-file No. 9085478

Copy to:All the officers of CPWD/PWD Delhi, through CPWD website for information and necessary action.


20.10.2020
Superintending Engineer (C&M)

On non-judicial stamp paper of minimum Rs. 100

(Guarantee offered by Bank to CPWD in connection with the execution of contracts)
**Form of Bank Guarantee for Earnest Money Deposit /Performance
Guarantee/Security Deposit/Mobilization Advance**

1. Whereas the Executive Engineer (name of division), CPWD on behalf of the President of India (hereinafter called "The Government") has invited bids under(NIT number)..... dated for (name of work) The Government has further agreed to accept irrevocable Bank Guarantee for Rs. (Rupees only) valid upto (date)* as **Earnest Money Deposit** from (name and address of contractor)(hereinafter called "the contractor") for compliance of his obligations in accordance with the terms and conditions of the said NIT.

OR**

Whereas the Executive Engineer (name of division), CPWD on behalf of the President of India (hereinafter called "The Government") has entered into an agreement bearing number with(name and address of the contractor) (hereinafter called "the Contractor") for execution of work (name of work) The Government has further agreed to accept an irrevocable Bank Guarantee for Rs. (Rupees only) valid upto (date)..... as **Performance Guarantee/Security Deposit/Mobilization Advance** from the said Contractor for compliance of his obligations in accordance with the terms and conditions of the agreement.

- 2. We, (indicate the name of the bank) (herein after referred to as "the Bank"), hereby undertake to pay to the Government an amount not exceeding Rs. (Rupees..... only) on demand by the Government within 10 days of the demand.
- 3. We,(indicate the name of the Bank), do here by undertake to pay the amount due and payable under this guarantee without any demur, merely on a demand from the Government stating that the amount claimed is required to meet the recoveries due or likely to be due from the said Contractor. Any such demand made on the Bank shall be conclusive as regards the amount due and payable by the Bank under this Guarantee. However, our liability under this guarantee shall be restricted to an amount not exceeding Rs. (Rupeesonly)
- 4. We, (indicate the name of the Bank), further undertake to pay the Government any money so demanded notwithstanding any dispute or disputes raised by the contractor in any suit or proceeding pending before any Court or Tribunal, our liability under this Bank Guarantee being absolute and unequivocal. The payment so made by us under this Bank Guarantee shall be a valid discharge of our liability for payment there under and the Contractor shall have no claim against us for making such payment.
- 5. We, (indicate the name of the Bank), further agree that the Government shall have the fullest liberty without our consent and without affecting in any manner our obligation here under to vary any of the terms and conditions of the said agreement or to extend time of performance by the said Contractor from time to time or to postpone for any time or from time to time any of the powers exercisable by the Government against the said contractor and to forbear or enforce any of the terms and conditions relating to the said agreement and we shall not be relieved from our liability by reason of any such variation or extension being granted to the said Contractor or for any forbearance, act of omission on the part of the Government or any indulgence by the Government to the said Contractor or by any such matter or thing


KP. Sanu
20.10.2020
S&M

whatsoever which under the law relating to sureties would, but for this provision, have effect of so relieving us.

- 6. We, (indicate the name of the Bank), further agree that the Government at its option shall be entitled to enforce this Guarantee against the Bank as a principal debtor at the first instance without proceeding against the Contractor and notwithstanding any security or other guarantee the Government may have in relation to the Contractor's liabilities.
- 7. This guarantee will not be discharged due to the change in the constitution of the Bank or the Contractor.
- 8. We, (indicate the name of the Bank), undertake not to revoke this guarantee except with the consent of the Government in writing.
- 9. This Bank Guarantee shall be valid up to unless extended on demand by the Government. Notwithstanding anything mentioned above, our liability against this guarantee is restricted to Rs. (Rupees only) and unless a claim in writing is lodged with us within the date of expiry or extended date of expiry of this guarantee, all our liabilities under this guarantee shall stand discharged.


Date

Witnesses:

- | | |
|---------------------------------------|--|
| 1. Signature.....
Name and address | Authorized signatory
Name
Designation
Staff code no.
Bank seal |
| 2. Signature | |
| Name and address | |

*Date to be worked out on the basis of validity period of 90 days where only financial bids are invited and 180 days for two/three bid system from the date of submission of tender.

**In paragraph 1, strike out the portion not applicable. Bank Guarantee will be made either for earnest money or for performance guarantee/security deposit/mobilization advance, as the case may be.


 VP Sahu 20.10.2020
 SPM

केन्द्रीय लोक निर्माण विभाग

कार्यालय ज्ञापन

No. DG/CON/312

ISSUED BY THE AUTHORITY OF DIRECTOR GENERAL, CPWD

Nirman Bhawan, New Delhi

Dated: 17.02.2021

Subject: Modification in Clause 12 of GCC 2020 for Construction Works.


The following modifications are made in the GCC for Construction Works.

Existing Provision	Modified Provision
<p>Clause 12 Deviations/Variations Extent and Pricing The Engineer-in-Charge shall have power (i) to make alteration in, omissions from, additions to, or substitutions for the original specifications, drawings, designs and instructions that may appear to him to be necessary or advisable during the progress of the work, and (ii) to omit a part of the works in case of non-availability of a portion of the site or for any other reasons and the contractor shall be bound to carry out the works in accordance with any instructions given to him in writing signed by the Engineer-in-Charge and such alterations, omissions, additions or substitutions shall form part of the contract as if originally provided therein and any altered, additional or substituted work which the contractor may be directed to do in the manner specified above as part of the works, shall be carried out by the contractor on the same conditions in all respects including price on which he agreed to do the main work except as hereafter provided.</p>	<p>Clause 12 Deviations/Variations Extent and Pricing</p> <p style="text-align: center;">No Change</p>
<p>12.1The time for completion of the works shall, in the event of any deviations resulting in additional cost over the tendered value sum being ordered, be extended, if requested by the contractor, as follows: (i) In the proportion which the additional cost of the altered, additional or substituted work, bears to the original tendered value plus (ii) 25% of the time calculated in (i) above or such further additional time as may be considered reasonable by the Engineer-in-Charge.</p>	<p style="text-align: center;">No Change</p>

<p>Deviation, deviated Quantities, Pricing In the case of contract items, substituted items, contract cum substituted items, which exceed the limits laid down in schedule F, the contractor may within fifteen days of receipt of order or occurrence of the excess, claim revision of the rates, supported by proper analysis for the work in excess of the above-mentioned limits, and the contractor shall be paid in accordance with the rates so determined.</p> <p>The prescribed time limit for finalizing rates for Extra Item(s), Substitute Item(s) and Deviated Quantities of contract items is within 45 days after submission of proposal by the contractor without observation of the Engineer-in-Charge.</p>	<p>Deviation, deviated quantities, Pricing In the case of contract items which exceed the limit laid down in Schedule F, the contractor may within fifteen days of the receipt of order or occurrence of the excess, claim revision of the rates, supported with proper analysis of rate and invoices, vouchers, etc. (as applicable), for the quantity in excess of the above-mentioned limit. The Engineer-in-Charge shall within 45 days of receipt of the claims, after giving consideration to the analysis of rates and other documents submitted by the contractor, determine the rates on the basis of the market rates and the contractor shall be paid in accordance with the rates so determined. The rate(s) so determined by the Engineer-in-Charge shall be final and binding on the contractor, and shall not be arbitrable.</p>
<p>12.3 The provisions of the preceding paragraph shall also apply to the decrease in the rates of items for the work in excess of the limits laid down in Schedule F, and the Engineer-in-Charge shall after giving notice to the contractor within one month of occurrence of the excess and after taking into consideration any reply received from him within fifteen days of the receipt of the notice, revise the rates for the work in question within one month of the expiry of the said period of fifteen days having regard to the market rates.</p>	<p>12.3 In the case of contract items which exceed the limit laid down in Schedule F, the Engineer-in-Charge shall after giving notice to the contractor within 30 days of submission of that bill by the contractor which contains such item(s), and after taking into consideration any reply received from the contractor within 15 days of the issue of such notice, reduce the rate for quantity in excess of the above-mentioned limit on the basis of market rates, within 30 days of the expiry of the said period of 15 days, and the contractor shall be paid in accordance with the rates so determined. The rate(s) so determined by the Engineer-in-Charge shall be final and binding on the contractor, and shall not be arbitrable.</p>
<p>12.4 For the purpose of operation of Schedule "F", the following works shall be treated as works relating to foundation unless & otherwise defined in the contract:</p> <ul style="list-style-type: none"> (i) For Buildings: All works up to 1.2 metres above ground level or up to floor 1 level whichever is lower. (ii) For abutments, piers and well staining: All works up to 1.2 m above the bed level. (iii) For retaining walls, wing walls, compound walls, chimneys, overhead reservoirs/ tanks and other elevated structures: All works up to 1.2 metres above the ground level. 	<p style="text-align: center;">Deleted</p>

<p>(iv) For reservoirs/tanks (other than overhead reservoirs/tanks): All works up to 1.2 metres above the ground level.</p> <p>(v) For basement: All works up to 1.2 m above ground level or up to floor 1 level whichever is lower.</p> <p>(vi) For Roads, all items of excavation and filling including treatment of sub base.</p>	<p>Deleted</p>
<p>12.5 Any operation incidental to or necessarily has to be in contemplation of tenderer while quoting tender, or necessary for proper execution of the item included in the Schedule of quantities or in the schedule of rates mentioned above, whether or not, specifically indicated in the description of the item and the relevant specifications, shall be deemed to be included in the rates quoted by the tenderer or the rate given in the said schedule of rates, as the case may be. Nothing extra shall be admissible for such operations.</p>	<p>12.5 The cost of any operation necessarily in contemplation of tenderer while quoting tender or necessary or incidental to proper execution of an item of work included in the Schedule of Quantities or in the Schedule of Rates mentioned in Schedule F, whether or not specifically indicated in the description of the item and the relevant specifications, shall be deemed to be included in the rates quoted by the tenderer or the rate given in the said Schedule of Rates, as the case may be. Nothing extra shall be admissible for such operations.</p>


This issues with the approval of competent authority.


 (वी०पी० साहु) 17.02.2021

अधीक्षण अभियंता(सी०एंड एम०)

Issued from file No.CSQ/CM/17(1)/2020 e-file no. 9104203

प्रतिलिपि: सभी केलोनिवि तथा लोनिवि दिल्ली के अधिकारियों को आवश्यक सूचना एवं कार्यवाही हेतु। (केलोनिवि वेबसाईट के माध्यम से)


 17.02.2021
 अधीक्षण अभियंता(सी०एंड एम०)

केन्द्रीय लोक निर्माण विभाग

कार्यालय ज्ञापन

No. DG/ CON/313

ISSUED BY AUTHORITY OF DIRECTOR GENERAL, CPWD

NIRMAN BHAWAN, NEW DELHI

DATED: 17.02.2021

Subject: Modification in Clause 12 of GCC 2020 for Maintenance Works.


The following modifications are made in the GCC for Maintenance works.

Existing Provision	Modified Provision
<p>Clause 12 Deviations/Variations Extent and Pricing The Engineer-in-Charge shall have power (i) to make alteration in, omissions from, additions to, or substitutions for the original specifications, drawings, designs and instructions that may appear to him to be necessary or advisable during the progress of the work, and (ii) to omit a part of the works in case of non-availability of a portion of the site or for any other reasons and the contractor shall be bound to carry out the works in accordance with any instructions given to him in writing signed by the Engineer-in-Charge and such alterations, omissions, additions or substitutions shall form part of the contract as if originally provided therein and any altered, additional or substituted work which the contractor may be directed to do in the manner specified above as part of the works, shall be carried out by the contractor on the same conditions in all respects including price on which he agreed to do the main work except as hereafter provided. The completion cost of any agreement for Maintenance works including works of upgradation, aesthetic, special repair, addition/ alteration should not exceed 1.25 times of Tendered amount. Any further deviation beyond this limit upto 1.5 times of tendered amount shall be approved by the authority mentioned in schedule 'F' with recorded reason and in exceptional case, ADG shall have full power to approve the deviation beyond 1.50 times of tendered amount with recorded reason and take suitable corrective action.</p>	<p>Clause 12 Deviations/Variations, Extent and Pricing The Engineer-in-Charge shall have power (i) to make alteration in, omissions from, additions too substitutions for the original specifications, drawings, designs and instructions that may appear to him to be necessary or advisable during the progress of the work, and (ii) to omit a part of the works in case of non-availability of a portion of the site or for other reasons and the contractor shall be bound to carry out the works in accordance with any instruction given to him in writing signed by the Engineer-in-Charge and such alterations, omissions, additions or substitutions shall form part of the contract as if originally provided therein and any altered, additional or substituted work which the contractor may be directed to do in the manner specified above as part of the works, shall be carried out by the contractor on the same conditions in all respects including price on which he agreed to do the main work except as hereafter provided. The completion cost of any agreement for maintenance works including works of upgradation, aesthetic, special repair, addition/ alteration should not exceed two times the contract amount. Deviation upto 1.25 times of contract amount shall be approved by Engineer-in-Charge with recorded reasons. Deviation beyond 1.25 times upto 1.50 times of contract amount shall be approved by SE/CE (as applicable) with recorded reasons. In exceptional case, ADG/SDG (as applicable) shall have power to approve the deviation beyond 1.50 times upto 2.0 times of contract amount with recorded reasons and take suitable corrective action.</p>
<p>12.1The time for completion of the works shall, in the event of any deviations resulting in additional cost over the tendered value sum being ordered, be</p>	<p>12.1 The time for completion of the work shall, in the event of any deviations resulting in additional cost over the tendered value, be extended if</p>

<p>extended, if requested by the contractor, as follows:</p> <p>(i) In the proportion which the additional cost of the altered, additional or substituted work, bears to the original tendered value plus</p> <p>(ii) 25% of the time calculated in (i) above or such further additional time as may be considered reasonable by the Engineer-in-Charge</p>	<p>requested by the contractor, as follows:</p> <p>(i) In the proportion which the additional cost of the altered, additional or substituted work, bears to the original tendered value plus</p> <p>(ii) 25% of the time calculated in (i) above or such further additional time as may be considered reasonable by the Engineer-in-Charge</p>
<p>12.2 Deviation, Extra Items and Pricing In the case of Extra Item(s) being the schedule items (Delhi Schedule of Rates items), these shall be paid as per the schedule rate plus cost index (at the time of tender) plus/minus percentage above/ below quoted <u>contract amount</u>. Payment of Extra items in case of non-schedule items (Non-DSR items) shall be made as per the prevailing market rate.</p>	<p>12.2 Deviation, Extra Items and Pricing Extra items are those which are not available in the contract. For percentage rate tenders, the extra item(s) which are available in the standard schedule of rates specified in Schedule F, shall be paid as per the said schedule rate plus cost index (considered in the estimated cost put to tender) plus/minus percentage above/ below quoted on estimated cost put to tender. For item rate tenders, the extra item(s) which are available in the standard schedule of rates specified in Schedule F, shall be paid as per the said schedule rate plus cost index (considered in the estimated cost put to tender) plus/minus percentage above/ below worked out on the basis of overall contract amount and estimated cost of the work put to tender. In the case of extra item(s) which are not available in the standard schedule of rates specified in Schedule F, the contractor may within fifteen days of the receipt of order or occurrence of the item(s), submit claim for market rate(s), supported with proper analysis of rate and manufacturer's specification for the work, invoices, vouchers, etc. (as applicable), failing which the rate(s) approved later by the Engineer-in-Charge shall be final and binding. Where the contractor submits claim for market rate(s) in the manner prescribed above, the Engineer-in-Charge shall, within 45 days of the receipt of the claims, after giving consideration to the analysis of rates and other documents submitted by the contractor, determine the rates on the basis of the market rates and the contractor shall be paid in accordance with the rates so determined. The rate(s) of extra items so determined by the Engineer-in-Charge shall be final and binding on the contractor, and shall not be arbitrable.</p>
<p>12.3 Deviation, deviated Quantities, Pricing In the case of Substitute Item(s) being the schedule items (Delhi Schedule of Rates items), these shall be</p>	<p>12.3 Deviation, Deviated Quantities, Pricing All the deviated quantities shall be paid at agreement rates.</p>

<p>paid as per the schedule rate plus cost index (at the time of tender) plus/minus percentage above/ below quoted contract amount. Payment of Substitute in case of non-schedule items (Non-DSR items) shall be made as per the prevailing market rate.</p>	
<p>In the case of contract items, which exceed the limits laid down in schedule F, the contractor shall be paid rates at Agreement rate/Market rate whichever is lower.</p> <p>In case of decrease in the rates prevailing in the market of items for the work in excess of the limits laid down in Schedule F, the Engineer-in-Charge shall after giving notice to the contractor</p>	<p>Deleted</p>
<p>12.4For the purpose of operation of Schedule "F", the following works shall be treated as works relating to foundation unless & otherwise defined in the contract:</p> <p>(i) For Buildings: All works up to 1.2 metres above ground level or up to floor 1 level whichever is lower.</p> <p>(ii) For abutments, piers and well staining: All works up to 1.2 m above the bed level.</p> <p>(iii)</p> <p>(iv)</p> <p>(v)</p> <p>(vi) For Roads, all items of excavation and filling including treatment of sub base.</p>	<p>Deleted</p>
<p>12.5Any operation incidental to or necessarily has to be in contemplation of tenderer while quoting filing tender, or necessary for proper execution of the item included in the Schedule of quantities or in the schedule of rates mentioned above, whether or not, specifically indicated in the description of the item and the relevant specifications, shall be deemed to be included in the rates quoted by the tenderer or the rate given in the said schedule of rates, as the case may be. Nothing extra shall be admissible for such operations.</p>	<p>12.5 The cost of any operation necessarily in contemplation of tenderer while quoting tender or necessary or incidental to proper execution of an item of work included in the Schedule of Quantities or in the Schedule of Rates mentioned in Schedule F, whether or not specifically indicated in the description of the item and the relevant specifications, shall be deemed to be included in the rates quoted by the tenderer or the rate given in the said Schedule of Rates, as the case may be. Nothing extra shall be admissible for such operations.</p>


This issues with the approval of competent authority.


(वी०पी० साहु)

अधीक्षण अभियंता(सी०एंड एम०)

Issued from file No.CSQ/CM/17(1)/2020 e-file no. 9104203

प्रतिलिपि: सभी केलोनिवि तथा लोनिवि दिल्ली के अधिकारियों को आवश्यक सूचना एवं कार्यवाही हेतु। (केलोनिवि वेबसाईट के माध्यम से)


17.02.2021
अधीक्षण अभियंता(सी०एंड एम०)

केन्द्रीय लोक निर्माण विभाग

कार्यालय ज्ञापन

No. DG/CON/314

ISSUED BY THE AUTHORITY OF DIRECTOR GENERAL, CPWD


Nirman Bhawan, New Delhi

Dated: 24.02.2021

Subject: Modification in Clause 19 and 41 of GCC 2020 for Construction Works/Maintenance Works/EPC Projects.

The following modifications are made in the GCC 2020 for Construction Works/Maintenance Works/EPC Projects.

Existing Provision	Modified Provision
<p>Clause 19 Labour Laws to be complied by the Contractor</p> <p>The contractor shall obtain a valid licence under the Contract Labour (R&A) Act, 1970, and the Contract Labour (Regulation and Abolition) Central Rules, 1971, before the commencement of the work, and continue to have a valid license until the completion of the work.</p> <p>The contractor of the work.</p>	<p>Clause 19 Labour Laws to be complied by the Contractor</p> <p>The contractor shall comply with the provisions of the Contract Labour (Regulation and Abolition) Act, 1970, and the Contract Labour (Regulation and Abolition) Central Rules, 1971. The contractor shall also obtain a valid licence under the said Act before the commencement of the work, and continue to have a valid licence until its completion.</p> <p>The contractor of the work.</p>
<p>Clause 41 Release of Security deposit after labour clearance</p> <p>Release of Security Deposit of the work shall not be refunded till the contractor produces a clearance certificate after labour certificate from the Labour Officer.</p>	<p>Clause 41 Release of Security deposit</p> <p>The Security Deposit of the work shall be refunded if no labour complaint has been received from the labour officer till the due date of its payment. If a labour complaint is received during this period, the Engineer-in-Charge shall, after issue of notice in this regard to the contractor, deduct the amount required to settle the complaint from his security deposit and refund the balance amount.</p>


(वी. पी. साहु) 24.02.2021

अधीक्षणअभियंता(सी.एंड एम.)

Issued from file No.CSQ/CM/17(1)/2020 e-file no. 9104625

केलोनिवि तथा लोनिवि दिल्ली के सभी अधिकारियों को आवश्यक सूचना एवं कार्यवाही हेतु (केलोनिवि वेबसाईट के माध्यम से)।

केन्द्रीय लोकनिर्माणविभाग
कार्यालय ज्ञापन
No. DG/CON/Misc./15

ISSUED BY THE AUTHORITY OF DIRECTOR GENERAL, CPWD


Nirman Bhawan, New Delhi

Dated: 28.05.2021

Sub: Strict implementation of labour welfare measures in CPWD.

1. **Labour welfare measures:** All Engineers-in-Charge are directed to ensure that all labour welfare measures prescribed in Clause 19 of the General Conditions of Contract are duly observed at site of work.
2. **Motivation:** The labour needs to be motivated. Field officers should have frequent interactions with the work force to encourage them and to make them aware that they are participating in nation development.
3. **Digital Payment:** Sl. No. 5(vii) of CPWD Contractors' Labour Regulation mandates digital payment of wages through bank or ECS or online transfer. It has to followed scrupulously and field officers shall ensure due compliance. Also, the labour force should be trained to make digital payment and transfer of money through UPI etc.
4. **Record of manpower generation:** The contractor is required to maintain a record of all workmen employed by him for the work vide GCC annexure IV "Register of Workmen employed by Contractor". It should invariably be checked by field officers and it should cover all workmen including supervisory, highly skilled, skilled, semi-skilled and unskilled so that details of manpower generation is available with the Department.
5. **Health and Safety Measures:** "Model Rules for the Protection of Health and Sanitary Arrangements for Workers Employed by Central PWD or its Contractors" have been prescribed in GCC. All field officers should ensure implementation of model rules.
6. **COVID-19 appropriate behaviour:** It must be ensured that social distancing, hand washing and masking are being followed to prevent spread of infection. Arrangements may be also be made for testing and vaccination of the workforce.
7. **Equal treatment:** Engineers-in-Charge shall ensure that there is no discrimination of the labour on the basis of religion, caste, community and region.

This is issued with the approval of Director General, CPWD.


28.05.2021

(वी. पी. साहु)

अधीक्षण अभियंता (सी.एंड एम.)

Issued from file No.CSQ/CM/17(1)/2020

केलोनिवि तथा लोनिवि दिल्ली के सभी अधिकारियों को आवश्यक सूचना एवं कार्यवाही हेतु (केलोनिवि वेबसाईट के माध्यम से)।

केन्द्रीय लोक निर्माण विभाग

कार्यालय ज्ञापन

No. DG/ CON/317

ISSUED BY THE AUTHORITY OF DIRECTOR GENERAL, CPWD

Nirman Bhawan, New Delhi

Dated: 28.06.2021

Subject: Modification in Clause 25 of GCC 2020 for Construction/EPC/Maintenance Works.

Clause 25 of General Conditions of Contract 2020 for construction, EPC and maintenance works and corresponding provisions in Schedule F are modified as below. Further, new Appendix XVII and Appendix XIX are added, and existing Appendix XVII is modified and re-numbered as Appendix XVIII.

Existing Provision	Modified Provision
<p>Clause 25: Settlement of Disputes & Arbitration</p> <p>Except where otherwise provided in the contract, all questions and disputes relating to the meaning of the specifications, design, drawings and instructions here-in before mentioned and as to the quality of workmanship or materials used on the work or as to any other question, claim, right, matter or thing whatsoever in any way arising out of or relating to the contract, designs, drawings, specifications, estimates, instructions, orders or these conditions or otherwise concerning the works or the execution or failure to execute the same whether arising during the progress of the work or after the cancellation, termination, completion or abandonment thereof shall be dealt with as mentioned hereinafter.</p> <p>(i) If the contractor considers any work demanded of him to be outside the requirements of the contract, or disputes any drawings, record or decision given in writing by the Engineer-in-Charge or if the Engineer in Charge considers any act or decision of the contractor on any matter in connection with or arising out of the contract or carrying out of the work, to be unacceptable and is disputed, such party shall promptly within 15 days of the arising of the disputes request the Chief Engineer/ CPM, or where there is no Chief Engineer/CPM, request the Additional Director General/Special Director</p>	<p>Clause 25: Settlement of Disputes by Conciliation and Arbitration</p> <p>Except where otherwise provided in the contract, all questions and disputes relating to the meaning of the specifications, designs, drawings and instructions hereinbefore mentioned and as to the quality of workmanship or materials used in the work or as to any other question, claim, right, matter or thing whatsoever in any way arising out of or relating to the contract, designs, drawings, specifications, estimates, instructions, orders or otherwise concerning the works or the execution or failure to execute the same whether arising during the progress of the work or after the cancellation, termination, completion or abandonment thereof shall be dealt with as mentioned hereinafter.</p> <p>25.1 Conciliation: If the contractor considers any work demanded of him to be outside the requirements of the contract, or disputes any drawing, record or decision given in writing by the Engineer-in-Charge; or if the Engineer-in-Charge considers any act or decision of the contractor on any matter in connection with or arising out of the contract or carrying out of the work to be unacceptable and disputed; such party may promptly refer such disputes and amount claimed for each dispute to the Conciliator (Special Director General or the Additional Director General concerned with the work, as applicable) in the proforma</p>

VP Sahu
SE C&M

VP Sahu
VP Sahu
SE C&M

General, who shall refer the disputes to Dispute Redressal Committee (DRC) within 15 days along with a list of disputes with amounts claimed if any in respect of each such dispute. The Dispute Redressal Committee (DRC) give its decision within a period of 60 days extendable by 30 days by consent of both the parties from the receipt of reference from CE/CPM/ADG/SDG. The constitution of Dispute Redressal Committee (DRC) shall be as indicated in Schedule 'F'. Provided that no party shall be represented before the Dispute Redressal Committee by an advocate/legal counsel etc.

The DRC will submit its decision to the concerned ADG/SDG for acceptance. ADG/SDG in a time limit of 30 days from receipt of DRC decision will convey acceptance or otherwise on the said decision. If the Dispute Redressal Committee (DRC) fails to give its decision within the aforesaid period or the ADG/SDG fails to give his decision in the aforesaid time limit or any party is dissatisfied with the decision of Dispute Redressal Committee (DRC)/ ADG/ SDG then either party may within a period of 30 days from the receipt of the decision of Dispute Redressal Committee (DRC)/ ADG/ SDG or on expiry of aforesaid time limits available to DRC/ ADG/SDG, may give notice to the Chief Engineer/CPM, CPWD, in charge of the work or if there be no Chief Engineer/ CPM, the Additional Director General /Special Director General concerned or if there be no Additional Director General/ Special Director General, the Director General, CPWD for appointment of Arbitrator on prescribed proforma as per Appendix XVII under intimation to the other party.

It is a term of contract that each party invoking arbitration must exhaust the aforesaid mechanism of settlement of claims/disputes prior to invoking arbitration.

The CE/ADG/ SDG shall in such case appoint the sole Arbitrator or one of the three Arbitrators as the case may be within 30 days of receipt of such a request and refer such disputes to arbitration. Wherever the Arbitral

proceedings fail or the Conciliator fails to give proposal for settlement within the aforesaid period, either party may promptly give notice in the proforma prescribed in Appendix XVIII, under intimation to the other party, to the Chief Engineer or the Superintending Engineer concerned with the work (as applicable), hereinafter referred to as the Arbitrator Appointing Authority as indicated in Schedule F, for appointment of Arbitrator.

prescribed in Appendix XVII mentioned in Schedule F, under intimation to the other party. The Conciliator may then request each party to submit to him a brief written statement describing the disputes and the points at issue. Each party shall send a copy of such statement to the other party. At any stage of the conciliation proceedings, the Conciliator may request a party to submit to him such additional information as he deems appropriate. When it appears to the Conciliator that there exist elements of a settlement which may be acceptable to the parties, he shall formulate the terms of a possible settlement and submit them to the parties for their observations. After receiving the observations of the parties, he may re-formulate the terms of a possible settlement in the light of such observations. If the parties reach agreement on a settlement of the disputes, they may draw up and sign a written settlement agreement on non-judicial stamp paper as per Stamp Act. The Conciliator shall authenticate the settlement agreement and furnish a copy thereof to each party. The termination of conciliation proceedings shall be in accordance with Section 76 of The Arbitration and Conciliation Act, 1996. No party shall be represented before the said Conciliator by an advocate or legal counsel. The conciliation proceedings shall be completed within 45 days from the receipt of reference. This time may be enlarged by 15 days by the Conciliator. The conciliation proceedings shall be deemed to have been terminated at the end of 60 days from the receipt of reference.

25.2 Arbitration: If the aforesaid conciliation proceedings fail or the Conciliator fails to give proposal for settlement within the aforesaid period, either party may promptly give notice in the proforma prescribed in Appendix XVIII, under intimation to the other party, to the Chief Engineer or the Superintending Engineer concerned with the work (as applicable), hereinafter referred to as the Arbitrator Appointing Authority as indicated in Schedule F, for appointment of Arbitrator.

Atanu
ES (C)

VP Sahu
VP Sahu
SE C&M

Tribunal consists of three Arbitrators, the contractor shall appoint one Arbitrator within 30 days of making request for arbitration or of receipt of request by Engineer-in-charge to CE/ADG/ SDG /DG for appointment of Arbitrator, as the case may be, and two appointed Arbitrators shall appoint the third Arbitrator who shall act as the Presiding Arbitrator.

In the event of

- (a) A party fails to appoint the second Arbitrator, or
 (b) The two appointed Arbitrators fail to appoint the Presiding Arbitrator, then the Director General, CPWD shall appoint the second or Presiding Arbitrator as the case may be.

- (ii) Disputes or difference shall be referred for adjudication through arbitration by a Tribunal having sole Arbitrator where claimed amount is Rs. 20 Crore or less. Where claimed Value is more than Rs. 20 Crore, Tribunal shall consist of three Arbitrators as above. The requirements of the Arbitration and Conciliation Act, 1996 (26 of 1996) and any further statutory modification or re-enactment thereof and the rules made there under and for the time being in force shall be applicable.

It is a term of this contract that the party invoking arbitration shall give a list of disputes with amounts claimed, if any, in respect of each such dispute along with the notice for appointment of Arbitrator and giving reference to the decision of the ADG/ SDG on the finding / recommendation of DRC.

It is also a term of this contract that member(s) of the Arbitration Tribunal shall be a Graduate Engineer with experience in handling public works engineering contracts, and further he shall have earlier worked at a level not lower than Chief Engineer/ equivalent (i.e. Joint Secretary level of Government of India). This shall be treated as a mandatory qualification to be appointed as Arbitrator.

Parties, before or at the time of appointment of

However, a party may seek appointment of Arbitrator without taking recourse to the process of conciliation mentioned in sub-clause 25.1 above.

In the event of either party giving a notice to the Arbitrator Appointing Authority for appointment of Arbitrator, the said Authority shall appoint Arbitrator as per the procedure given below and refer such disputes to arbitration.

- (a) **Number of Arbitrators:** If the contract amount is less than Rs.100 crore, the disputes may be referred for adjudication by a sole Arbitrator. If the contract amount is Rs.100 crore or more, the disputes may be referred to an Arbitral Tribunal of three Arbitrators.

- (b) **Qualification of Arbitrators:** It is a term of this contract that each member of the Arbitral Tribunal shall be Graduate Engineer with experience in execution of public works engineering contracts, and he should have worked earlier at a level not lower than the Chief Engineer (equivalent to level of Joint Secretary to the Government of India).

The aforesaid educational qualification and work experience shall be mandatory for appointment as Arbitrator.

The age of Arbitrator at the time of appointment shall not exceed 70 years. An Arbitrator may be appointed notwithstanding the total number of active arbitration cases with him.

- (c) **Parties to select Arbitrator:** Based on the criteria specified above, a list of empanelled Arbitrators has been prepared in CPWD, and the parties shall have option to select an Arbitrator from the list sent to them.

25.3 Appointment of Sole Arbitrator: The parties may opt for appointment of the Arbitrator of the Ministry of Housing and Urban Affairs. In such cases, the party seeking arbitration has to submit an express agreement in writing as per Appendix XIX

Sd/-
 ES (C)

Sd/-
 VP Sahu
 SE C&M

Arbitral Tribunal may agree in writing for fast-track arbitration as per the Arbitration and Conciliation Act, 1996 (26 of 1996) as amended in 2015.

Subject to provision in the Arbitration and Conciliation Act, 1996 (26 of 1996) as amended in 2015 whereby the counter claims if any can be directly filed before the Arbitrator without any requirement of reference by the appointing authority. The Arbitrator shall adjudicate on only such disputes as are referred to him by the appointing authority and give separate award against each dispute and claim referred to him and, in all cases, where the total amount of the claims by any party exceeds Rs. 1,00,000/-, the Arbitrator shall give reasons for the award.

It is also a term of the contract that fees payable to arbitral tribunal shall be as approved by DG, CPWD, OM issued vide no 2/2006/SE(TLC)/CSQ /137 dated 19-11-2019 (or its latest amendment as approved by DG, CPWD). This fee shall be shared equally by parties.

The place of arbitration shall be as mentioned in Schedule F. In case there is no mention of place of arbitration, the arbitral tribunal shall determine the place of arbitration.

The venue of the arbitration shall be such place as may be fixed by the Arbitral Tribunal in consultation with both the parties. Failing any such agreement, then the Arbitral Tribunal shall decide the venue.

towards waiver of Section 12(5) of the Arbitration and Conciliation Act, 1996 along with the notice for appointment of Arbitrator in the proforma prescribed in Appendix XVIII, under intimation to the other party. The Arbitrator Appointing Authority shall, within 30 days of receipt of the said notice, appoint Arbitrator of the Ministry of Housing and Urban Affairs as Arbitrator in the matter, provided the other party also submits waiver of Section 12(5), ibid in Appendix XIX within 7 days of the receipt of the said notice.

Where any one of the parties does not opt for the Arbitrator of the Ministry of Housing and Urban Affairs, or does not submit the waiver agreement, the Arbitrator Appointing Authority shall propose five Arbitrators from the list of CPWD Empanelled Arbitrators to the party seeking arbitration under intimation to the other party within 15 days of receiving the notice. The party seeking arbitration shall give his choice for one of them within 15 days of receiving the list, and the Arbitrator Appointing Authority shall appoint the chosen person as the Sole Arbitrator within 15 days of the receipt of choice.

It is a term of this arbitration agreement that if the parties fail to select, within the period prescribed above, an Arbitrator of their choice from the list of CPWD Empanelled Arbitrators forwarded to them, the Arbitrator Appointing Authority shall himself select and appoint Arbitrator from the said list.

25.4 Appointment of Arbitral Tribunal of three Arbitrators: The Arbitrator Appointing Authority shall prepare two separate lists of five Arbitrators each from the list of CPWD Empanelled Arbitrators, and send one to the party seeking arbitration and other to the responding party, within 15 days of the receipt of notice. The parties will then choose any one Arbitrator from the list provided to them within 15 days of receipt of the list. The Arbitrator Appointing Authority shall then appoint those chosen by the respective parties as Arbitrators and also a third Arbitrator from the list of CPWD Empanelled Arbitrators to act as presiding Arbitrator,

SECC

VP Sahu
SE CRM

	<p>within 15 days of receipt of choice from both the parties.</p> <p>It is a term of this arbitration agreement that if the parties fail to select, within the period prescribed above, an Arbitrator of their choice from the list of CPWD Empanelled Arbitrators forwarded to them, the Arbitrator Appointing Authority shall himself select and appoint Arbitrator from the said list.</p> <p>25.5 Applicable Law: The provisions of the Arbitration and Conciliation Act, 1996 (Act 26 of 1996) and any further statutory modification or re-enactment thereof shall be applicable. Further, the fast-track procedure for arbitration contained in Section 29B of the said Act shall apply.</p> <p>25.6 Fee payable to Arbitrator(s): The fee payable to the arbitral tribunal shall be as per CPWD OM No. 2/2006/SE(TLC)/CSQ/137 dated 19.11.2019 (or latest amendment), and shall be shared equally by both the parties.</p> <p>25.7 Place of Arbitration: The place of arbitration shall preferably be as mentioned in Schedule F. However, the Arbitral Tribunal may decide the place in consultation with both the parties.</p> <p>25.8 Terms of reference: The Arbitral Tribunal shall adjudicate on only such disputes as are referred to it by the Arbitrator Appointing Authority and give separate award against each dispute referred to him and shall give reasons for the award in all cases where the total amount of the claim by any party exceeds Rs.1,00,000.</p> <p>25.9 Interest on Arbitration award: It is also a term of this arbitration agreement that where the Arbitral award against any dispute is for the payment of money, no pre-suit and pendent-elite interest shall be payable on any part of the Arbitral award.</p>
<p>PROFORMA OF SCHEDULES Schedule F Clause 25 Constitution of Dispute Redressal Committee (DRC)</p>	<p>PROFORMA OF SCHEDULES Schedule F Clause 25 (i) Conciliator: (ii) Arbitrator Appointing Authority:</p>

[Handwritten Signature]
ES(L)

[Handwritten Signature]
VP Sahu
SE C&M

Chairman - Member - Member -	(ii) Place of Arbitration:
<p style="text-align: center;">No Provision (The existing Appendix XVII is re-numbered as Appendix XVIII)</p>	<p style="text-align: center;">APPENDIX – XVII</p> <p style="text-align: center;">Reference of disputes and amount claimed for each dispute to the Conciliator. [Refer to Clause 25]</p> <p>To, The ADG/SDG (Region)</p> <p>Subject: Reference of disputes and amount claimed for each dispute to the Conciliator for settlement of disputes relating to agreement number:</p> <p>Dear Sir, In terms of clause 25 of the aforesaid agreement, particulars of which are given below, I/We hereby refer my / our disputes and amount claimed for each dispute to you for settlement in your capacity as Conciliator.</p> <ol style="list-style-type: none"> 1. Name of applicant. 2. Whether applicant is Individual/Proprietorship Firm/Partnership Firm/Company: 3. Full address of the applicant: 4. Name of the work and contract number for which arbitration is sought: 5. Name of the Division which entered into contract: 6. Contract amount: 7. Date of contract: 8. Stipulated date of start of work: 9. Stipulated date of completion of work: 10. Actual date of completion of work (if completed): 11. Total number of claims made: 12. Total amount claimed: 13. Date of intimation of final bill (if work is completed): 14. Date of payment of final bill (if work is completed): 15. Amount of final bill (if work is completed): 16. Date of claim made to Engineer-in-Charge: 17. Date of receipt of decision from Engineer-in- Charge: <p>I/We certify that the information given above is true to the best of my/our knowledge. I/We</p>

Deep
 (EECC)

VP Sahu
 VP Sahu
 SE GMM

	<p>enclose the statement of claims with amount of each claim,</p> <p style="text-align: right;">Yours faithfully,</p> <p style="text-align: right;">Signature of the applicant (Only the person/authority who signed the contract should sign here)</p> <p>Copy to: 1. The Chief / Superintending Engineer 2. The Executive Engineer..... Division</p>
<p style="text-align: center;">APPENDIX – XVII Notice for appointment of Arbitrator [Refer Clause 25]</p> <p>To, The Chief Engineer/ADG/SDG (Zone or Region)</p> <p>Dear Sir, In terms of clause 25 of the agreement, particulars of which are given below, I/We hereby give notice to you to appoint an Arbitrator for settlement of disputes mentioned below.</p> <p>1 to 15 16. Date of appeal to you 17. Date of receipt of your decision</p> <p style="text-align: center;">Specimen signatures of the applicant (only the person/authority who signed the contract should sign)</p> <p>I/We certify that the information</p> <p>1. We have exhausted provision of DRC as per clause 25 of this agreement 2. Statement of claims with amount of claims 3. 4.</p>	<p style="text-align: center;">APPENDIX – XVIII Notice for appointment of Arbitrator [Refer to Clause 25]</p> <p>To, The Chief Engineer/Superintending Engineer (Zone or Circle)</p> <p>Subject: Notice for appointment of Arbitrator for adjudication of disputes relating to agreement number:</p> <p>Dear Sir, In terms of clause 25 of the aforesaid agreement, particulars of which are given below, I/We hereby give you notice to appoint an Arbitrator for adjudication of disputes mentioned below.</p> <p>1. Name of applicant: 2. Whether applicant is Individual/Proprietorship Firm/Partnership Firm/Company: 3. Full address of the applicant: 4. Name of the work and contract number for which arbitration sought: 5. Name of the Division which entered into contract: 6. Contract amount: 7. Date of contract: 8. Stipulated date of start of work: 9. Stipulated date of completion of work: 10. Actual date of completion of work (if completed): 11. Total number of claims made: 12. Total amount claimed: 13. Date of intimation of final bill (if work is completed): 14. Date of payment of final bill (if work is</p>

VP Sahu
EE (C)

VP Sahu
VP Sahu
SE C&M

<p>Yours faithfully, (Signatures)</p> <p>Copy in duplicate to: 1. The Executive Engineer, Division</p>	<p>completed): 15. Amount of final bill (if work is completed): 16. Date of reference made to SDG/ADG for conciliation, if applicable: 17. Date of termination of conciliation proceedings: 18. I/We hereby give consent for appointment of Arbitrator of MoHUA. Waiver agreement as per Appendix-XIX is enclosed. Or I/We do not give consent for appointment of Arbitrator of MoHUA.</p> <p>I/We certify that the information given above is true to the best of my/our knowledge. I/We enclose the following documents.</p> <ol style="list-style-type: none"> Statement of claims with amount of each Claim. *Agreement of waiver of Section 12(5) of the Arbitration and Conciliation Act, 1996 in Appendix-XIX. <p>(strikeout if not applicable).</p> <p>Yours faithfully, Signature of the applicant (Only the person/authority who signed the contract should sign here) Copy to the Executive Engineer..... Division</p>
<p>No Provision</p>	<p>APPENDIX-XIX Agreement towards waiver of Section 12(5) of Arbitration & Conciliation Act 1996 [Refer to Clause 25]</p> <ol style="list-style-type: none"> Whereas certain disputes have arisen between M/s..... (claimants) and M/s..... (respondents) relating to agreement No..... And whereas the parties are aware that Shri..... is on the cadre of CPWD; presently on deputation as Arbitrator, Ministry of Housing and Urban Affairs, Government of India. I/we agree for the appointment of Shri

Reserve
EE (4)

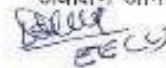

VP Jahu
EE/GMA

	<p>as the sole Arbitrator for adjudication of the disputes, and we hereby waive the applicability of Section 12(5) of the Arbitration & Conciliation Act, 1998.</p> <p style="text-align: right;">Signature (Only the person/authority who signed the contract should sign here) Name.....</p> <p>Date:</p> <p>(The name of the Arbitrator, Ministry of Housing and Urban Affairs, Government of India may be enquired from the Engineer-in-Charge, if required.)</p>
--	---



(वी.पी. सिंह)

अधीक्षण अभियंता(सी.एंड.एम.)


EEU

Issued from file No.CSQ/CM/17(1)/2021e-file no. 9105724

केलोनवि तथा लोनवि, दिल्ली के सभी अधिकारियों को आवश्यक सूचना एवं कार्यवाही हेतु (केलोनवि वेबसाइट के माध्यम से)।



CENTRAL PUBLIC WORKS DEPARTMENT

OFFICE MEMORANDUM

No. DG/SOP/10

ISSUED BY AUTHORITY OF DIRECTOR GENERAL, CPWD

NIRMAN BHAWAN, NEW DELHI

DATED: 19.05.2020

Sub : Modification in Notice Inviting Tender (NIT) in Two/Three bid system in SOP No. 4/9 (Fixing Eligibility Criteria)

The following provisions of Standard Operating Procedure (SOP) Annexure 24 for CPWD Works Manual 2019 are modified as under & shall be applicable with immediate effect.

Existing Provision	Modified Provision
<p align="center">ANNEXURE- 24 (Refer SOP No. 4/9) GUIDELINES FOR FIXING ELIGIBILITY CRITERIA FOR TWO/THREE BID SYSTEM</p> <p>1. The eligibility criteria to be inserted under Information and Instructions for Bidders for 2/3 bid system regarding eligibility) shall be decided on the following lines:</p> <p>(i) to (iii) and (v) (iv) Solvency Certificate: Solvency of the amount equal to 40% of the Estimated Cost put to tender (ECPT).</p>	<p align="center">ANNEXURE- 24 (Refer SOP No. 4/9) GUIDELINES FOR FIXING ELIGIBILITY CRITERIA FOR TWO/THREE BID SYSTEM</p> <p>1. The eligibility criteria to be inserted under Information and Instructions for Bidders for 2/3 bid system regarding eligibility) shall be decided on the following lines:</p> <p>(i) to (iii) and (v) No Change (iv) Solvency Certificate or Network Certificate: Solvency of the amount equal to 40% of the Estimated Cost put to tender (ECPT) or Network Certificate of minimum 10% of the estimated cost put to tender issued by certified Chartered Accountant.</p>
<p align="center">SECTION - II</p> <p>7.0 Initial Criteria for eligibility 7.4 The bidder should have a solvency of Rs. certified by his Bankers. (Not required if applicant is a Class-I (Composite) registered contractor of CPWD)* * May be struck off for works with estimated cost more than Rs. 25 Crores</p>	<p align="center">SECTION - II</p> <p>7.0 Initial Criteria for eligibility 7.4 The bidder should have a solvency of Rs. certified by his Bankers. (Not required if applicant is a Class-I/I(A)/I(AA)/I(AAA)/I(Super) (Composite) category registered contractor of CPWD)* or The bidder should submit Network Certificate of minimum 10% of ECPT issued by the certified Chartered Accountant (on the format prescribed in form B-1). * May be struck off for works with estimated cost more than Rs. 30 Crores</p>


 19/05/2020
 SECM
 VP Sahu, SE C&M

<p>9.0 Financial information Bidder should furnish the Annual financial statement for the last five year in(Form "A") and Solvency Certificate in (Form "B")</p>	<p>9.0 Financial information Bidder should furnish the Annual financial statement for the last five years in(Form "A").Solvency Certificate in (Form "B") or Networth Certificate in (Form "B-1")</p>
<p style="text-align: center;">FORM "B"</p> <p style="text-align: center;">BANKERS' CERTIFICATE FROM A SCHEDULED BANK</p> <p>This is to the bank or any of the officers.</p> <p>NOTE</p> <p>1. Bankers Certificates to tendering authority.</p> <p>2. In case of the Bank.</p>	<p style="text-align: center;">No Change</p>
<p style="text-align: center;">No Provision</p>	<p style="text-align: center;">FORM "B-1"</p> <p style="text-align: center;">FORM FOR CERTIFICATE OF NET WORTH FROM CHARTERED ACCOUNTANT</p> <p>"It is to certify that as per the audited balance sheet and profit & loss account during the financial year , the Net Worth of M/s (Name & Registered Address of individual/firm/ company), as on (the relevant date) is Rs. after considering all liabilities. It is further certified that the Net Worth of the company has not eroded by more than 30 % in the last three years ending on (the relevant date)."</p> <p style="text-align: center;">Signature of Chartered Accountant</p> <p style="text-align: center;">Name of Chartered Accountant</p> <p style="text-align: center;">Membership No. of ICAI</p> <p style="text-align: center;">Date and Seal</p>

OM No. DG/SOP/4 dt. 18.12.2019 issued by DG CPWD is hereby withdraw.

This issues with the approval of DG CPWD.


(V.P. Sahu) 19/05/2020

Superintending Engineer (C&M)

Issued from file No. CSQ/CM/16(1)/2020 e-file No. 9077851

Copy to:-

All the officers of CPWD/PWD Delhi, through CPWD website for information and necessary action..


Superintending Engineer (C&M)

केन्द्रीय लोक निर्माण विभाग
कार्यालय ज्ञापन
NO.DG/CON/318

ISSUED BY AUTHORITY OF DIRECTOR GENERAL, CPWD

NIRMAN BHAWAN, NEW DELHI

Dated 17.08.2021

Subject: Modification in Clause 25 of GCC 2020 for Construction/EPC /Maintenance Works.

Clause 25, Para 25.2 (b) of General Conditions of Contract 2020 for construction, EPC and maintenance work issued vide No. DG/CON/317 dated. 28.06.2021 is modified as below:-

Existing Provision	Modified Provision
Clause 25: Settlement of Disputes by Conciliation and Arbitration	Clause 25: Settlement of Disputes by Conciliation and Arbitration
Clause 25.2: Arbitration	Clause 25.2 Arbitration
Clause 25.2(b) Qualification of Arbitrators	Clause 25.2(b) Qualification of Arbitrators
It is a term of this contract that each member of the Arbitral Tribunal shall be Graduate Engineer with experience in execution of public works engineering contracts, and he should have worked earlier at a level not lower than the Chief Engineer (equivalent to level of Joint Secretary to the Government of India).	No change.
The aforesaid educational qualification and work experience shall be mandatory for appointment as Arbitrator.	No change.
The age of Arbitrator at the time of appointment shall not exceed 70 years. An Arbitrator may be appointed notwithstanding the total number of active arbitration cases with him.	The age of Arbitrator at the time of appointment shall not exceed 75 years . An Arbitrator may be appointed notwithstanding the total number of active arbitration cases with him.

This issues with the approval of Director General, CPWD.




(वी.पी.साहू)

17.08.2021


अधीक्षण अभियन्ता(सी. एंड एम.)

Issued from file No. CSQ/CM/17(1)/2021 e-file no. 9105724

के. लो. नि. वि. तथा लो. नि. वि. दिल्ली के सभी अधिकारियों को आवश्यक सूचना एवं कार्यवाही हेतु (के. लो. नि. वि. वेबसाईट के माध्यम से)।



अधीक्षण अभियन्ता(सी. एंड एम.)


17/8/2021

केन्द्रीय लोक निर्माण विभाग

कार्यालय ज्ञापन

No. DG/MAN/410

ISSUED BY AUTHORITY OF DIRECTOR GENERAL, CPWD

NIRMAN BHAWAN, NEW DELHI

DATED: 22.10.2021

Subject: Addition of new Para 4.10.2 in CPWD Works Manual 2019 regarding testing charges to be borne by contractor.

It has been noticed that following provisions are sometimes being made in the NITs / Agreements by the NIT approving authorities:

"The cost of test shall be borne by contractor/ department in the manner as below:

- i. By the contractor, if the result shows that material does not conform to the relevant codes/ specification.
- ii. By the department, if the results show that the material conforms to relevant codes/ specification."

It has been decided by the competent authority that testing charges shall be borne by the contractor in all cases. Accordingly following new para is added in CPWD Works Manual -2019.

Existing Provision	Modified Provision
4.10 Preparation of NIT	4.10 Preparation of NIT
4.10.2 No Provision	<p>4.10.2 Testing charges to be borne by contractor</p> <p>Following provision shall be incorporated by the NIT approving authority in the NIT:</p> <p>All expenditure to be incurred for testing of samples e.g. packaging, sealing, transportation, loading, unloading etc. including testing charges shall be borne by the contractor. The NIT shall have list of approved laboratories for testing as approved by ADG / SDG.</p>

This issues with the approval of competent authority.

(वी.पी. साहु) 22.10.2021

अधीक्षण अभियंता(सी.एंड एम.)

e-file 9116587

Issued from file No. CSQ/CM/16(1)/2021

प्रतिलिपि: सभी केलोनिवि तथा लोनिवि दिल्ली के अधिकारियों को आवश्यक सूचना एव कार्यवाही हेतु।(केलोनिवि वेबसाईट के माध्यम से).

केन्द्रीय लोक निर्माण विभाग

कार्यालय ज्ञापन

No. DG/ CON/Misc./20

ISSUED BY AUTHORITY OF DIRECTOR GENERAL, CPWD

NIRMAN BHAWAN, NEW DELHI

DATED 31.12.2021

Subject:- Extension of Reduction in Performance Guarantee as per OM No.F.9/4/2020-PPD dated 12.11.2020 issued by the Department of Expenditure, Ministry of Finance.

In continuation of this office OM no. DG/CON/Misc./14 dated 23.11.2020, the validity of OM No.F.9/4/2020-PPD dated 12.11.2020 issued by Department of Expenditure (Procurement Policy Division), Ministry of Finance regarding reduced performance security is extended till **31.03.2023**.

A copy of Office Memorandum No.F.9/4/2020-PPD dated 30.12.2021 issued by the Department of Expenditure (Procurement Policy Decision), Ministry of Finance is enclosed for compliance.

This issues with the approval of Director General, CPWD.

Encl: OM dated 30.12.2021

OM dated 12.11.2020

OM dated 23.11.2020



(वी.पी.साहू) 31.12.2021

अधीक्षण अभियंता (सी. एंड एम.)

Issued from file No. CSQ/CM/17(1)/2021 e-file 9098045

केलोनवि तथा लोनवि दिल्ली के सभी अधिकारियों को आवश्यक सूचना एवं कार्यवाही हेतु।
(केलोनवि वेबसाईट के माध्यम से)

No.F.9/4/2020-PPD
Government of India Ministry of
Finance Department of Expenditure
Procurement Policy Division

264-C, North Block, New Delhi.

30th December, 2021.

OFFICE MEMORANDUM

Subject: Performance Security.

The undersigned is directed to refer to this Department's OM of even number dated 12.11.2020 (copy enclosed) regarding the subject cited above and to say that it has been decided to extend the validity of the said OM dated 12.11.2020 regarding "Performance Security" till 31.03.2023.

1. This OM is also available on the website of Department of Expenditure; www.doe.gov.in ->

Notification -> Circular --> Procurement Policy OM.

Encl. : As above.

4
30.12.2021

Kanwalpreet Director
(Procurement Policy)
Tel.: 23093811
Email: kanwal.irss@gov.in

To

Secretaries of All Central Government Ministries/ Departments

Copy to: Secretary, Department of Public Enterprises (DPE) — with a request to issue same instructions to all Central Public Sector Undertakings (CPSUs)

/2020/O/o CSQ-Civil

No. F.9/4/2020-PPD
 Government of India
 Ministry of Finance
 Department of Expenditure
 Procurement Policy Division

512, Lok Nayak Bhawan, New Delhi
 Dated the 12th November 2020

OFFICE MEMORANDUM

Subject: Performance Security.

As per Rule 171 of General Financial Rules (GFRs) 2017, Performance Security is to be obtained from the successful bidder awarded the contract for an amount of five to ten percent of the value of the contract to ensure due performance of the contract. Similar provisions also exist in the Manual for Procurement of Works 2019 and Manual for Procurement of Consultancy & other Services 2017 issued by this Department.

2. The Government is in receipt of many representations that on account of slowdown in economy due to the pandemic, there is acute financial crunch among many commercial entities and contractors, which in turn is affecting timely execution of the contracts. It has also been represented that this may affect the ability of contractors to bid in tenders and hence reduce competition. Requests are being received for reduction in quantum of Security Deposits in the Government contracts.

3. In view of all above, it is decided to reduce **Performance Security from existing 5-10% to 3% of the value of the contract** for all existing contracts. However, the benefit of the reduced Performance Security will not be given in the contracts under dispute wherein arbitration/ court proceedings have been already started or are contemplated.

4. Further, all tenders/ contracts issued/ concluded till 31.12.2021 should also have the provision of reduced Performance Security.

5. In all contracts where Performance Security has been reduced to 3% in view of above stipulations, the reduced percentage of Performance Security shall continue for the entire duration of the contract and there should be no subsequent increase of Performance Security even beyond 31.12.2021.

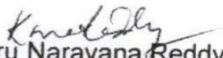
Similarly, in all contracts entered into with the reduced percentage of Performance Security of 3%, there will be no subsequent increase in Performance Security even beyond 31.12.2021.

6. Wherever, there is compelling circumstances to ask for Performance Security in excess of three percent as stipulated above, the same should be done only with the approval of the next higher authority to the authority competent to finalise the

664/2020/O/o CSQ-Civil

particular tender, or the Secretary of the Ministry/ Department, whichever is lower. Specific reasons justifying the exception shall be recorded.

7. These instructions will be applicable for all kinds of procurements viz. Goods, Consultancy, Works, non-consulting Services etc and are issued under Rule 6(1) of the GFRs 2017.


(Kotluru Narayana Reddy)
Deputy Secretary to the Govt. of India
Tel: 24621305
Email: kn.reddy@gov.in

To,

All the Secretaries and Financial Advisers to Government of India

Copy to: Secretary, Department of Public Enterprises with a request to issue the same instructions to Central Public Sector Undertakings (CPSUs).



CENTRAL PUBLIC WORKS DEPARTMENT

OFFICE MEMORANDUM

No. DG/ CON/Misc./14

ISSUED BY AUTHORITY OF DIRECTOR GENERAL, CPWD

NIRMAN BHAWAN, NEW DELHI

DATED 23-11-2020

Subject: - Reduction in Performance Guarantee as per OM No.F.9/4/2020-PPD dated 12.11.2020 issued by the Department of Expenditure, Ministry of Finance.

A copy of Office Memorandum No.F.9/4/2020-PPD dated 12.11.2020 issued by the Department of Expenditure (Procurement Policy Decision), Ministry of Finance is enclosed for compliance. As mentioned in paragraph 4 of the said OM, all tenders/contracts issued/concluded till 31.12.2021 should also have the provision of reduced Performance Security.

This issues with the approval of Director General, CPWD.

Encl: OM dated 12.11.2020

(V. P. Sahu)

Superintending Engineer (C&M)

Issued from file No. CSQ/CM/17(1)/2020 e-file - 9098045

Copy to: All the officers of CPWD/PWD Delhi.

Superintending Engineer (C&M)

ANNEXURE – I

(TABLE-1)

Equipment's for Testing of Materials & Concrete at Site Laboratory (on each site of work)

Note: individual school shall be considered as a separate site of work.

All necessary equipment for conducting all necessary tests shall be provided at the site in the well-furnished site laboratory of minimum size 25 feet X 15 feet by the contractor at his own cost The following minimum laboratory equipment shall be set up at site office laboratory:-

Sl. No.	Equipment	Numbers (Minimum)
1.	100 MT compression testing machine, electrical-cum-manually operated)	1
2.	Slump cone, steel plate, tamping rod, steel scale, scoop	3
3.	Vicat's apparatus with Desk pot	1
4.	Weighing scale platform type 100 Kg capacity	1
5.	Graduated glass measuring cylinder	As per requirement
6.	Sets of sieves of 450mm internal dia for coarse aggregate [100mm, 80mm, 40mm; 20mm; 12.5mm, 10mm; 4.75mm complete with lid and pan]	1
7.	Sets of sieves of 200mm internal dia for fine aggregate [4.75mm; 2.36mm; 1.18mm; 600 microns; 300 microns & 150 micron , with lid and pan]	1
8.	Sieve Brushes and sieve shaker capable of 200mm and 300mm dia sieves , manually operated with timing switch assembly	1
9.	Cube moulds size 70mmx70mmx70mm	6
10.	Cube moulds size 150mmx150mmx150mm	30
11.	Hot air oven temp. Range 50°C to 300°C- sensitivity 1 degree	1
12.	Electronic balance 600gx0.1g., 10 kg and 50 kg each	1 Each
13.	Physical balance weight upto 5 kg	1
14.	Air Content of concrete testing machine	1
15.	Measuring jars 100ml, 200ml, 500ml	3 nos each size
16.	Gauging trowels 100mm & 200mm with wooden handle	2
17.	Spatula 100mm & 200mm with long blade wooden handle	2
18.	Vernier calipers 12" & 6" size	1 each
19.	Digital PH meter least count 0.01mm	1each
20.	Digital Micrometer least count. 0.01mm	1 each
21.	Digital paint thickness meter for steel 500 micron range	1
22.	GI tray 600x450x50mm, 450x300x40mm,300x250x40mm	1 no each
23.	Electric Motor mixer 0.25 cum capacity	1
24.	Screw gauge 0.1mm-10mm, least count 0.05	2
25.	Water testing kit	1
26.	Motorized sieve shaker	1
27.	Pruning Rods 2 Kg weight length 40 cm and ramming face 25 mm ²	1
28.	Extra Bottom plates for 15 cm cube mould	4
29.	Standard Vibration Table for gauging the cubes	1
30.	Pocket concrete pernetrometer 0 to 50kg/ sq.cm	1
31.	Concrete temperature measuring thermometer with Brass protection sheath 0-100 degree centigrade	1

32.	Mortar Cube vibrator	1
33.	Dial type spring balance preferable with zero correction knob capacity 100 kgs reading to ½ kg.	1
34.	Counter scale capacity 1 kg and 10 kg	1
35.	Iron Weight of 5 kg, 2 kg, 1 kg, 500 gm, 200 gm, 100 gm	1 each
36.	Brass Weight of 50 gm, 20 gm, 10 gm, 5 gm, 2 gm, 1 gm	1 each
37.	Measuring cylinder TPX or Poly propylene capacity 100 ml, 500 ml, 250 ml, 100 ml	1 each
38.	Pyrex, corning or Borosil beakers with cover capacity 500 ml, 200 ml, 50 ml	1 each
39.	Wash Bottles capacity 500 ml	1
40.	Thermometers 1-100 degree centigrades/ max. and Min/ Dry and wet with table	1
41.	Set of box spanner ratchet	1
42.	Hammer 1lb& 2lb	2 each
43.	Rubber Hammer	2
44.	Hacksaw with 6 blades	2
45.	Measuring tape 2 mtr	5
46.	Depth gauge 20cm	3
47.	Shovels& Spade	3
48.	Steel plates 5 mm thick 75x75 cm	2
49.	Plastic or G.I. Buckets 15 ltr, 10 ltr, 5 ltr	1 each
50.	Wheel Barrow	1
51.	Floor Brushes, hair dusters, scrappers, wire brush, paint brushes, shutter steel plat oil, kerosene with stove etc.	2 each
52.	Any other equipment for site tests as outlined in BIS codes and as directed by the Engineer-in-charge.	

Note: - The rates quoted shall be inclusive of wages of Khallasi etc i/c relievers, cleaning material, uniform and all taxes and duties etc. as applicable.

List of mandatory machinery, tools & plants to be deployed by the contractor at site

(TABLE -2)

All plants, equipment's and machinery required for smooth and efficient progress of work as per direction of Engineer-in-Charge.

(TABLE- 3)

RECOVERY RATES FOR QUANTITIES BEYOND PERMISSIBLE VARIATION

S. No.	Description of Item	Rates in figures and words at which recovery shall be made from the Contractor	
		Excess beyond permissible variation	Less use beyond permissible variation
1.	Cement (OPC)	Nil	Not permitted
2.	Steel Reinforcement TMT Bar of all diameters	Nil	Not permitted
3.	Structural Sections	Nil	Not permitted

Items which are to be executed through specialized agency:

For Civil:

- a. Sunken area waterproofing work.
- b. Structural Repair and Rehabilitation/ Retrofitting works.

The specialized agency for the specialized work as detailed above shall be got approved from the NIT approving authority by the main contractor on the basis of criteria mentioned below: -

- i) One similar completed works of value not less than 80% of quoted amount of that specialized work/sub head.
Or
- ii) Two similar completed works of value not less than 60% of quoted amount of that specialized work/sub head.
Or
- iii) Three similar completed works of value not less than 40% of quoted amount of that specialized work/sub head.

PART-A

**CONDITIONS &
SPECIFICATIONS OF
CONTRACT AND
SCHEDULE OF QUANTITIES
OF MAJOR
COMPONENT OF CIVIL
WORK**

1.0 GENERAL CONDITIONS

GENERAL

1.1 The Contractors are advised to inspect and examine the site and its surroundings and satisfy themselves with the nature of site, the means of access to the site, the constraints of space for stacking material / machinery, labour etc. constraints put by local regulations, if any, weather conditions at site, general ground / subsoil conditions etc. or any other circumstances which may affect or influence their tenders. The Contractor shall carry out survey of the work area, at his own cost, setting out the layout and fixing of alignment of the building as per architectural and Structural drawings in consultation with the Engineer-in-Charge. Any discrepancy between the architectural drawings and actual layout at site shall be brought to the notice of the Engineer-in-charge. It shall be responsibility of the Contractor to ensure correct setting out of alignment. Nothing extra shall be payable on this account. No claims, whatsoever, shall be entertained at a later date for any errors found, on plea that the information supplied by the Department in the tender is insufficient or is at variance with the actual site conditions.

1.2 The Contractor shall, if required by him, before submission of the tender, inspect the drawings in the Office of The Executive Engineer, DTU, Bawana, road Delhi. Department shall not bear any responsibility for the lack of knowledge and also the consequences, thereof to the Contractor. The information and data shown in the drawings and mentioned in the tender documents have been furnished, in good faith, for general information and guidance only. The Engineer-in-Charge, in no case, shall be held responsible for the accuracy thereof and/or interpretations or conclusions drawn there from by the Contractor and all consequences shall be borne by the Contractor. No claim, whatsoever, shall be entertained from the Contractor, if the data or information furnished in tender document is different or in-correct otherwise or actual working drawings are at variance with the drawings available for inspection or attached to the tender documents. It is presumed that the Contractor shall satisfy himself for all possible contingencies, incidental charges, wastage's, bottlenecks etc. likely during execution of work and acts of coordination, which may be required between different agencies. Nothing extra shall be payable on this account.

1.3 The nomenclature of the item given in the schedule of quantities gives in general of the work content but is not exhaustive i.e. does not mention all the incidental works required to be carried out for complete execution of the item of work. The work shall be carried out, all in accordance with true intent and meaning of the specifications and the drawings taken together, regardless of whether the same may or may not be particularly shown on the drawings and/or described in the specifications, provided that the same can be reasonably inferred there from may be several incidental works, which are not mentioned in the nomenclature of each item but will be necessary to complete the item in all respect. All these incidental works / costs which are not mentioned in item nomenclature but are necessary to complete the item shall be deemed to have been included in the rates quoted by the contractor for various items in the schedule of quantities. No adjustment of rates shall be made for any variation in quantum of incidental works due to variation / change in actual working drawings. Also, no adjustment of rates shall be made due to any change in incidental works or any other deviation in such element of work (which is incidental to the items of work and are necessary to complete such items in all respects) on account of the directions of Engineer-in-Charge. Nothing extra shall be payable on this account.

1.4 The contractor(s) shall give to the local body, police and other authorities all necessary notices etc. that may be required by law and obtain all requisite licenses for temporary obstructions, enclosures etc. and pay all fee, taxes and charges which may be available on account of these operations in executing the contract. He shall make good any damage to the adjoining property whether public or private and shall supply and maintain lights either for illumination or for cautioning the public at night.

1.5 The contractor(s) shall execute the work simultaneously at all sites. He has to establish site office along with all necessary arrangements at all sites simultaneously.

1.6 The contractor(s) shall cordon off the area suitably so that the college remains functional during execution of the work.

1.7 Staff/labour shall be deployed for each site of work independently by the contractor.

1.8 (A) All works are time bounded. Agency should complete the work within the time period given by the Engineer-in-charge and if work not completed within given time by the agency, penalty shall be imposed on agency as decided by engineer-in-charge.

1.8 (B) Contractor shall remove the malba/ dismantle materials from the working site to store or that place which shall be approved by engineer-in-charge on the same day. Nothing shall be paid extra on this account.

1.8 (C) The contractor shall deposit all the materials brought at site as per the theoretical consumption to the AE/JE incharge. The same shall be issued by the AE/JE in-charge on daily basis as per requirement at site.

BY-LAWS AND REGULATIONS.

All work shall confirm to the statutory Bye-laws and Regulations of the concerned authority/Municipality, Delhi Fire Services as applicable to the Project. If the tender specifications and drawings are more stringent than required as per the Local Authorities then the tender specifications and drawings shall be followed. In the other case, if the local authorities more stringent specifications than those specified in the tender specifications, then the set by-laws and regulations shall be followed at no extra cost.

Proper temporary barricading by fencing with G.I. sheets, shall be carried out by the Contractor at the start of work to physically define the boundaries of the plot for restricted entry to only those involved in the work and also to prevent any accidents, at the same time without causing any inconvenience to the traffic and the users of the buildings in the adjacent plots. It shall be done by providing, erecting, maintaining temporary protective barricading of minimum 2.0 metres in height, made in panels, with each panel having MS frames / MS scaffolding pipes of suitable size and stiffness, with 24 gauge thick GI corrugated sheet or suitably stiffened plain GI sheet fixed on frames. Such panels shall be suitably connected to each other for stability with nuts and bolts, hooks, clamps etc. and fixed firmly to the ground at about 2 meters spacing, for the entire duration till completion of the work. He shall also provide and erect temporary protective barricades within the plot, if required, to prevent any accident. Temporary protective roofing near the Entrance to the building, under construction, shall be made to protect the visiting officials from getting hurt by falling debris etc. Also, one or more coat of enamel paint of shade as approved and directed by the Engineer-in-Charge shall be applied on the panels and "DTU" shall be painted over that in suitable sizes, shapes and numbers as directed by the Engineer-in-Charge. It shall be dismantled and taken away by the Contractor after the completion of work at his own cost with the approval of the Engineer-in- Charge. Nothing extra shall be payable on this account.

1.8 (D) The Contractor shall take all precautions to avoid accidents by exhibiting necessary caution boards at day and night. In case of any accident of labours/ contractual staffs the entire responsibility will rest on the part of the contractor and any compensation under such circumstances, if becomes payable, shall be entirely borne by the contractor.

1.9 The work shall generally be carried out in accordance with the “CPWD Specifications 2019 Vol. I & II” with correction slips issued upto the last date of submission of tender, additional/Particular Specifications, architectural/Structural drawings, mechanical, electrical, plumbing and as per instructions of Engineer-in-Charge. Any additional item of the work, if taken up subsequently, shall also confirm to the relevant CPWD specifications as mentioned above.

1.10 The several documents forming the tender are to be taken as mutually complementary to one another. Detailed drawings shall be followed in preference to small scale drawings and figured dimensions in preference to scale dimensions.

1.11 There be any difference or discrepancy between the description of items as given in the schedule of quantities, particular specifications for individual items of work (including special conditions) and I.S. Codes etc., the following order of preference shall be observed.

- Description of items as given in Schedule of quantities
- Particular specifications
- Special conditions
- Additional Condition
- Tender drawings attached
- CPWD Specifications including correction slips issued up to the last date of uploading/submission of tender.
- General Conditions of Contract for CPWD works including correction slips issued up to the last date of submission of tender.
- Indian Standards Specifications of B.I.S.
- ASTM, BS, or other foreign origin code mentioned in tender document.
- Manufacturer’s specifications and as decided by the Engineer-in-Charge.
- Sound Engineering practices or well established local construction practices.

1.12 The works to be governed by this contract shall cover delivery and transportation up to destination, safe custody at site, insurance, erection, testing and commissioning of the entire works.

The works to be undertaken by the contractor shall inter-alia include the following:

- Preparation of detailed SHOP drawings and AS BUILT drawings wherever applicable.
- Obtaining of Statutory permissions where-ever applicable and required.
- Pre-commissioning tests as per relevant standard specifications, code of practice, Acts and Rules wherever required.
- Warranty obligation for the equipment’s and / or fittings/fixtures supplied by the contractor. Contractor shall provide all the shop drawings or layout drawings for all the coordinated services before starting any work or placing any order of any of the services etc. These shop drawings/layout drawings shall be got approved from Engineer-in-charge before implementation and this shall be binding on the contractor. The contractor shall submit material submittals along with material sample for approval of Engineer-in-Charge prior to delivery of material at site.

1.13 The work shall be carried out in accordance with the approved architectural drawings, structural drawings, MEP services drawings to be issued from time to time, by the Engineer-in-Charge, and approved shop drawings prepared by the Contractor. Before commencement of any item of work the contractor shall correlate all the relevant architectural and structural drawings, nomenclature of items and specifications etc. issued for the work and satisfy himself that the information available from there is complete and unambiguous. The figure and written dimension of the drawings shall be superseding the measurement by scale. The discrepancy, if any, shall be brought to the notice of the Engineer-in-charge before execution of the work. The contractor alone shall be responsible for any loss or damage occurring by the commencement of work on the basis of any erroneous and or incomplete information and no claim whatsoever shall be entertained by the department on this account.

1.14 Unless otherwise provided in the Schedule of quantities the rates tendered by the contractor shall be all inclusive and shall apply to all heights, lifts, leads and depths of the building and nothing extra shall be payable to him on this account.

1.15 The Contractor(s) shall take instructions from the Engineer-in-Charge regarding collection and stacking of materials at any place. No excavated earth or building rubbish shall be stacked on areas where other buildings, roads, services and compound walls are to be constructed. The stacking shall take place as per stacking plan however, if any change is required, the same shall be done with the approval of Engineer-in-Charge.

1.16 The contractor shall engage specialized agency for carrying out specialized items as listed in para 1.48 below, covered in the schedule of Quantity Immediately after award of work, the contractor shall submit for the approval of NIT approving authority, the name of the agency along with their working experience and credentials, presentation on method statement and materials being used for execution of such items etc. Delay on the part of contractor in submitting the proposal for approval of competent authority shall be his responsibility and no extension of time shall be granted on this account.

1.17 The Contractor shall bear all incidental charges for cartage, storage and safe custody of materials, if any, issued by department as well as to those materials also arranged by the contractor.

1.18 Any cement slurry added over base surface (or) for continuation of concreting for better bond is deemed to have been built in the items and nothing extra shall be payable or extra cement considered in consumption on this account.

1.19 The contractor shall give performance test of the entire installation(s) as per the specifications in the presence of the Engineer-in-charge or his authorized representative before the work is finally accepted and nothing extra what-so-ever shall be payable to the contractor for such test.

1.20 Water tanks, taps, sanitary, water supply & drainage pipes, fittings & accessories should conform to bye-laws of local body/corporation, where CPWD specifications are not available. The Contractor should engage approved, licensed plumbers for the work and get the materials (fixtures/fittings) tested, by the municipal Body/ Corporation authorities wherever required at his own cost. The Contractor shall submit for the approval of the NIT approving authority, the name of the plumbing agency (along with their working experience in recent past) proposed to be engaged by him.

1.21 The contractor shall make his own arrangements for water and for obtaining electric connections if required and make necessary payments directly to the State Govt. departments concerned. Contractor shall get the water tested from laboratory approved by the Engineer-in-charge at regular interval as per the CPWD Specifications 2019. All expenses towards collection of samples, packing, transportation etc. shall be borne by the contractor. Agency shall neither be allowed to use existing bore well, if any. They may have to arrange water through tankers from any outside source after taking due permission from concerned authority.

1.22 PREVENTION OF NUISANCE AND POLLUTION CONTROL

The contractor shall take all necessary precautions to prevent any nuisance or inconvenience to the owners, tenants or occupiers of adjacent properties and to the public in general and to prevent any damage to such properties from pollutants like smoke, dust, noise. The contractor shall use such methodology and equipment so as to cause minimum environmental pollution of any kind during and minimum hindrance to road users and to occupants of the adjacent properties or other services running adjacent/near vicinity. The contractor shall make good at his cost and to the satisfaction of the Engineer-in-Charge, any damage to roads, paths, cross drainage works or public or private property whatsoever caused due to the execution of the work or by traffic brought thereon by the contractor. All waste or superfluous materials shall be carried away by the contractor, without any reservation, entirely to the satisfaction of the Engineer-in-Charge.

Control on Air Pollution of dust from construction and demolition activities: Guidelines of National Green Tribunal Delhi and DPCC, Delhi issued time to time shall be followed by the agency for which nothing extra shall be paid.

1.22.1 STEPS TO BE TAKEN FOR DUST CONTROL DURING CONSTRUCTION ACTIVITY ACCORDANCE WITH NGT DIRECTIONS: -

1. Continuous dust/wind breaking walls of appropriate height around the periphery of the construction site.
2. Tarpaulin or green-net on scaffolding around the area under construction and the building.
3. All vehicles including carrying construction material and construction debris of any kind should be cleaned and wheels washed before leaving the construction site.
4. All vehicles carrying construction material and construction debris should be fully covered and protected so as to ensure dust from construction material or debris does not become air-borne during transportation.
5. All construction debris and construction material of any kind should be stored on the site and not dumped on roads or pavements and should be fully covered in all respect, ideally in a warehouse.
6. Wet-jet should be used in grinding and stone cutting.
7. Unpaved surfaces and areas with loose soil should be adequately sprinkled with water to suppress dust. Ideally site to be fitted with fine water spraying nozzle system.
8. Construction and demolition waste should be recycled on-site or transported to authorized recycling facility and due record of the same should be maintained.
9. Every worker working on construction site and involved in loading, unloading and carriage of construction material and construction debris should be provided with dust-mask to prevent inhalation of dust particles.
10. Arrangement should be provided for medical help, investigation and treatment to workers involved in the construction of building and carry of construction material and debris relating to dust emission.
11. Green belt or green air barriers should be created around the construction site.

1.22.2 MEASURES PRESCRIBED VIDE MOEF&CC, GOI NOTIFICATION NO. G.S.R.94 (E), DATED 25.01.2018:-

Mandatory Implementation of dust mitigation measures for construction and demolition activities for projects requiring Environmental Clearance.

1. No building or infrastructure project requiring environmental clearance shall be implemented without approved Environmental Management Plan inclusive of dust mitigation measures
2. Roads leading to or at construction sites must be paved and blacktopped (i.e. metallic roads).
3. No excavation of soil shall be carried out without adequate dust mitigation measures in place.
4. No loose soil or sand or construction & demolition waste or any other construction material that causes dust shall be left uncovered.
5. Wind-breaker of appropriate height i.e. 1/3rd of the building height and maximum up to 10 meters shall be provided.
6. Water sprinkling systems shall be put in place.
7. Dust mitigation measures shall be displayed prominently at the construction site for easy public viewing.

1.22.3 MANDATORY IMPLEMENTATION OF DUST MEASURES FOR ALL CONSTRUCTION & DEMOLITION ACTIVITIES: -

1. Grinding and cutting of building materials in open area shall be prohibited.
2. Construction material and waste should be stored only within earmarked area and road side storage of construction material and waste shall be prohibited.
3. No uncovered vehicles carrying construction material and waste shall be permitted.
4. Construction and demolition waste processing and disposal site shall be identified and required dust mitigation measures be notified at the site.

1.23 Utmost care shall be taken to keep the noise level to the barest minimum so that no disturbance as far as possible is caused to the nearby occupants/users of building(s), if any.

1.24 SECURITY AND TRAFFIC ARRANGEMENTS

In the event of any restrictions being imposed by the Security agency, CPWD, Traffic or any other authority having jurisdiction in the area on the working or movement of labour /material, the contractor shall strictly follow such restrictions and nothing extra shall be payable to the contractor on such accounts. The loss of time on these accounts, if any, shall have to be made up by augmenting additional resources wherever required.

1.25 If as per the rules of the local authority, the huts for labour are not to be erected at the site of work by the contractors, the contractors are required to provide such accommodation as is acceptable to local bodies and nothing extra shall be paid on this account. No accommodation is available at the site of work. The labour huts shall not be erected on the plot and the Contractor shall make his own arrangements to provide such accommodation as per the rules of the local bodies. He shall make his own arrangements for stores, field office etc. Before tendering, he shall visit the site and assess the manner in which he is able to arrange the above facilities. The Engineer-in-Charge shall in no way be responsible for any delay on this account and no claim, whatsoever, on this account shall be entertained.

1.26 No payment shall be made for any damage caused by rain, snowfall, flood or any other natural calamity, whatsoever during the execution of the work. The contractor shall be fully responsible for any damage to the govt. property and the work for which payment has been advanced to him under the contract and he shall make good the same at his risk and cost. The contractor shall be fully responsible for safety and security of his material, T&P/Machinery brought to the site byhim.

1.27 The contractor shall construct suitable godowns, yard at the site of work for storing all other materials so as to be safe against damage by sun, rain, damages, fire, theft etc. at his own cost and also employ necessary watch and ward establishment for the purpose at his cost.

1.28 All materials obtained from contractor shall be got checked by the representative of Engineer-in-Charge on receipt of the same at site before use.

1.29 Royalty at the prevalent rates shall have to be paid by the contractor on all the boulders, metals, shingle sand and bajri etc. collected by him for the execution of the work, direct to the Revenue authority or authorized agent of the State Government concerned or Central Government.

1.30 The contractor shall be responsible for the watch and ward/guard of the buildings, safety of all fittings and fixtures including all equipment's, services provided by him against pilferage and breakage during the period of Installations and thereafter till the building is physically handed over to the Engineering Cell of DTU, New Delhi – the Client Department. No extra payment shall be made on this account and no claim shall be admissible on this account.

1.31 The Contractor shall keep himself fully informed of all acts and laws of the Central & State Governments, all orders, decrees of statutory bodies, tribunals having any jurisdiction or authority, which in any manner may affect those engaged or employed and anything related to carrying out the work. All the rules & regulations and bye-laws laid down by Collector / DDA / MCD and any other statutory bodies shall be adhered to, by the contractor, during the execution of work. The Contractor shall also adhere to all traffic restrictions notified by the local authorities. The extra sewerage charges (one-time charges for commencement of work) required to be paid to the Municipal Corporation/ other statutory bodies shall be paid by the department and need not be considered by the contractor. All statutory taxes, levies, charges (including water and sewerage charges, charges for temporary service connections and / or any other charges) payable to such authorities for carrying out the work, shall be borne by the Contractor. The water charges (for municipal water connection as well as tanker water) shall be borne by the contractor. Also, if the contractor obtains water connection for the drinking purposes from the municipal authorities or any other statutory body, the consequent sewerage charges shall be borne by the contractor. The General conditions of contract for CPWD works is not applicable to the tender. The Contractor shall arrange to give all notices as required by any statutory / regulatory authority and shall pay to such authority all the fees that is required to be paid for the execution of work. He shall protect and indemnify the Department and its officials & employees against any claim and /or liability arising out of violations of any such laws, ordinances, orders, decrees, by himself or by his employees or his authorized representatives. Nothing extra shall be payable on these accounts. The fee payable to statutory authorities for obtaining the various permanent service connections and Occupancy Certificate for the building shall be borne by the Department.

1.32 For works below ground level the contractor shall keep that area free from water. If dewatering or bailing out of water is required the contractor shall do the same at his own cost and nothing extra shall be paid except otherwise provided in the items of Schedule of Quantities.

1.33 The Contractor shall make all necessary arrangements for protecting from rains, fog or likewise extreme weather conditions, the work already executed and for carrying out further work, during monsoon including providing and fixing temporary shelters, protections etc. Nothing extra shall be payable on this account and also no claims for hindrance shall be entertained on this account.

1.34 In case of flooding of site on account of rain or any other cause and any consequent damage, whatsoever, no claim financially or otherwise shall be entertained notwithstanding any other provisions elsewhere in the contract agreement. Also, the Contractor shall make good, at his own cost, the damages caused, if any. Further, no claims for hindrance shall be entertained on this account.

1.35 The contractor will take reasonable precautions to prevent his workman and employees from removing and damaging any flora (plant/vegetation) from the project area.

1.36 SETTING OUT

(i) The Contractor shall carry out survey of the work area, at his own cost, setting out the layout of building in consultation with the Engineer -in-Charge & proceed further. Any discrepancy between the Engineer-in-charge, architectural drawings and actual layout at site shall be brought to the notice of the Engineer -in-charge. It shall be responsibility of the Contractor to ensure correct setting out of alignment. Total station survey instruments only shall be used for layout, fixing boundaries, and center lines, etc., Nothing extra shall be payable on this account.

(ii). The Contractor shall establish, maintain and assume responsibility for grades, lines, levels and benchmarks. He shall report any errors or inconsistencies regarding grades, lines, levels, dimensions etc. to the Engineer -in- Charge before commencing work. Commencement of work shall be regarded as the Contractor's acceptance of such grades, lines, levels, and dimensions and no claim shall be entertained at a later date for any errors found.

(iii). If at any time, any error appears due to grades, lines, levels and benchmarks during the progress of the work, the Contractor shall, at his own expense rectify such error, if so required, to the satisfaction of the Engineer -in-Charge. Nothing extra shall be payable on this account.

(iv). Though the site levels are indicated in the drawings the Contractor shall ascertain and confirm the site levels with respect to benchmark from the concerned authorities. The Contractor shall protect and maintain temporary/ permanent benchmarks at the site of work throughout the execution of work. These benchmarks shall be got checked by the Engineer-in-Charge or his authorized representatives. The work at different stages shall be checked with reference to bench marks maintained for the said purpose. Nothing extra shall be payable on this account.

(v). The approval by the Engineer-in-Charge, of the setting out by the Contractor, shall not relieve the Contractor of any of his responsibilities and obligation to rectify the errors/ defects, if any, which may be found at any stage during the progress of the work or after the completion of the work.

(vi). The Contractor shall be entirely and exclusively responsible for the horizontal, vertical and other alignments, the level and correctness of every part of the work and shall rectify effectively any errors or imperfections therein. Such rectifications shall be carried out by the Contractor at his own cost to the entire satisfaction of the Engineer -in-Charge.

(vii). The rates quoted by the Contractor are deemed to be inclusive of site clearance, setting out work (including marking of reference points, center lines of buildings), construction and maintenance of reference bench mark(s), taking spot levels, construction of all safety and protection devices, barriers, barricading, signage, labour safety, labour welfare and labour training measures, preparatory works, working during monsoon, working at all depths, height and location etc. and any other incidental works required to complete this work. Nothing extra shall be payable on this account.

(viii) The contractor(s) shall study the soil investigation report for the site, available in the office of the Engineer-in-Charge and satisfy himself about complete characteristics of soil and other parameters at site. However, no claim on the alleged inadequacy or incorrectness of the soil data supplied by the department shall be entertained.

1.37 A site laboratory with the minimum equipment's as specified in CPWD specifications/in this agreement shall be established, made functional and maintained within a week from the award of work as per annex-1 (table 1) without any extra cost to the department. In case of noncompliance / delay in compliance in this, a recovery @ Rs. 500/- per day will be imposed which will be recovered from the immediate next R/A Bill of the Contractor.

1.38 COORDINATED DRAWINGS

Before taking up the work, the contractor shall prepare shop drawings for the works listed below for various civil and electrical services showing details of lay out in plan including sections & elevations & large scale details and contractor shall plan and mobilize his resources as per these drawings and as per actual site conditions to facilitate convenient execution, installation as well as maintenance of these items.. Nothing extra shall be payable on this account.

SHOP DRAWINGS

The bill of quantities, technical specifications and drawings together shall be considered as a tender requirement and the work shall be carried out as per good for construction (GFC) drawings, issued by Engineer-in-charge. The contractor shall study the GFC drawings and taking into account actual site conditions and selected material and requirements shall prepare shop drawings for the following works, as fully coordinated drawings, as given above.

- All steel fabrication work.

The shop drawings shall be prepared timely by contractor and submitted for approval to achieve the milestones provided.

Within the time frame agreed with the Engineer-in-charge, the contractor shall prepare shop drawings using latest version of Auto CAD. Shop drawings shall show all layouts, details in plans & sections showing all connections, junctions, bends, supports, clearances. Fixing arrangements with dimensions room, etc. shall be prepared by the contractor on AutoCAD based on the architectural drawings and site measurements. All measurable items quantities shall be mentioned on each shop drawing being submitted for approval by the contractor. 3 sets of shop drawings (soft copy also) shall be submitted for approval and

Seven sets of final shop drawings after approval by Engineer-in-charge shall be submitted by the contractor along with the soft copy. The shop drawings, shall be prepared as per schedule given in CPM/PERT Chart.

Technical submittals of manufacturer's catalogues and technical data shall be submitted for approval. The contractor shall designate an Engineer responsible for issue and preparation of shop drawings and control of GFC drawings.

1.39 TOOLS AND PLANTS

The bidder should have own construction equipment required for the proper and timely execution of the work. Nothing extra shall be paid on this account.

No tools and plants including any special T&P etc. shall be supplied by the Department and the Contractor shall have to make his own arrangements at his own cost. No claim of hindrance (or any other claim) shall be entertained on this account.

1.40 SCAFFOLDING

For the execution of work, all the scaffolding shall be provided and suitably fixed, by the Contractor. It shall be provided strictly with steel double scaffolding system, suitably braced for stability, with all the accessories, gangways, etc. with adjustable suitable working platforms to access the areas with ease for working and inspection. It shall be designed to take all incidental loads. It should cater to the safety features for workmen. Nothing extra shall be payable on this account. It shall be ensured that no damage is caused to any structure due to the scaffolding except for the work of vertical extension where vertical & horizontal scaffolding along with screen to prevent pollution and debris from following along with proper access to be provided for which payment shall be made.

1.41 The Contractor shall do proper sequencing of the various activities by suitably staggering the activities within various pockets in the plot so as to achieve early completion. The agency to deploy adequate equipment, machinery and labour as required for the completion of the entire work within the stipulated period specified. Also ancillary facilities shall be provided by contractor commensurate with requirement to complete the entire work within the stipulated period. Nothing extra shall be payable on this account. Adequate number/sets of equipment in working condition, along with adequate stand-by arrangements, shall be deployed during entire construction period. It shall be ensured by the Contractor that all the equipment, Tools & Plants, machineries etc. provided by him are maintained in proper working conditions at all times during the progress of the work and till the completion of the work. Further, all the constructional tools, plants, equipment and machineries provided by the Contractor, on site of work or his workshop for this work, shall be exclusively intended for use in the construction of this work and they shall not be shifted/ removed from site without the permission of the Engineer-in-Charge.

1.42 The Contractor shall maintain all the work in good condition till the completion of entire work. The Contractor shall be responsible for and shall make good, all damages and repairs, rendered necessary due to fire, rain, traffic, floods or any other causes. The Engineer-in-Charge shall not be responsible for any claims for injuries to person/workmen or for structural damage to property happening from any neglect, default, want of proper care or misconduct on the part of the Contractor or of any other of his representatives, in his employment during the execution of the work. The compensation, if any, shall be paid directly to the Department / authority / persons concerned, by the Contractor at his own cost.

1.43 ROYALTY

Royalty at the prevalent rates shall be paid by the Contractor to the RMC supplier as per the terms of supply between them, on all materials such as boulders, metals, all sizes stone aggregates, brick aggregates, coarse and fine sand, moorum, river sand, gravels and bajri etc. collected by him for the execution of the work, directly to the revenue authority of the state government concerned. Further, contractor needs to submit proof of submission of full royalty to the state government or local authority. Nothing extra shall be payable on this account.

1.44 PRESERVATION AND CONSERVATION MEASURES

(i) Existing drains, pipes, cables, over-head wires, sewer lines, water lines and similar services, if any, encountered in the course of the execution of work shall be protected against the damage by the contractor at his own expense. In case the same are to be removed and diverted, expenditure incurred in doing so shall be payable to the contractor. The contractor shall work out the cost, get the same approved by Engineer-in-Charge before taking up actual execution. The contractor shall not store materials or otherwise occupy any part of the site in a manner likely to hinder the operation of such services.

(ii) All fossils, coins, articles of value of antiquity, structures and other remains or things of geological or archaeological interest discovered on project location during excavation/construction shall be the property of the Government, and shall be dealt with as per provisions of the relevant legislation. The contractor will take reasonable precaution to prevent his work men or any other persons from removing and damaging any such article or thing. He will, immediately upon discovery thereof and before removal acquaint the Engineer-in-charge of such discovery and carry out the official instructions of Engineer-in-charge for dealing with the same, till then all work shall be carried out in a way so as not to disturb/damage such article or thing.

1.45 RESPONSIBILITY

(i) He shall protect and indemnify the Department / DTU and its officials & employees against any claim and /or liability arising out of violations of any such laws, ordinances, orders, decrees, by himself or by his employees or his authorized representatives. Nothing extra shall be payable on these accounts.

(ii) The fee payable to statutory authorities for obtaining the various permanent service connections and Building Use Certificate for the building shall be borne by the DTU.

(iii) The Contractor shall assume all liability, financial or otherwise in connection with this contract and shall protect and indemnify the Department from any and all damages and claims that may arise on any account. The Contractor shall indemnify the Department against all claims in respect of patent rights, royalties, design, trademarks- of name or other protected rights, damages to adjacent buildings, roads or members of public, in course of execution of work or any other reasons whatsoever, and shall himself defend all actions arising from such claims and shall indemnify the Department in all respect from such actions, costs and expenses. Nothing extra shall be payable on this account.

1.46 CO-OPERATION WITH OTHER CONTRACTORS/SPECIALIZED AGENCIES/ SUB-CONTRACTORS

(i) The Contractor shall take all precautions to abide by the environmental related restrictions imposed by any statutory body having jurisdiction in Delhi as well as prevent any pollution of streams, ravines, river bed and waterways. All waste or superfluous materials shall be transported by the Contractor, entirely to the satisfaction of the Engineer- in-Charge and disposed at designated places only. Utmost care shall be taken to keep the noise level to the barest minimum so that no disturbance as far as possible is caused to the occupants / users of adjoining buildings. No claim what so ever on account of site constraints mentioned above or any other site constraints, lack of public transport, , inadequate availability of skilled, semi-skilled or unskilled workers in the near vicinity, non-availability of construction machinery spare parts and any other constraints not specifically stated here, shall be entertained from the Contractor. Therefore, the Tenderers are advised to visit site and get first-hand information of site constraints. Accordingly, they should quote their tenders. Nothing extra shall be payable on this account.

(ii) The Contractor shall cooperate with and provide the facilities to the sub-Contractors and other agencies working at site for smooth execution of the work. The contractor shall indemnify the Department (DTU) against any claim(s) arising out of such disputes. The Contractor shall:

(a) Allow use of scaffolding, toilets, sheds etc.

(b) Properly co-ordinate their work with the work of other Contractors.

(c) Provide control lines and benchmarks to his Sub-Contractors and the other Contractors.

(d) Provide electricity and water at mutually agreed rates.

(e) Provide hoist and crane facilities for lifting material at mutually agreed rates.

(f) Co-ordinate with other Contractors for leaving inserts, making chases, alignment of services etc. at site.

(g) Adjust work schedule and site activities in consultation with the Engineer-in- Charge and other Contractors to suit the overall schedule completion.

(h) Resolve the disputes with other Contractors/ sub-contractors amicably and the Engineer-in-Charge shall not be made intermediary or arbitrator.

(iii) The work should be planned in a systematic manner so as to ensure proper co-ordination of various disciplines viz. sanitary & water supply, drainage, rain water harvesting, electrical, fire fighting, information technology, communication & electronics and any other services.

(iv) Other agencies as employed by the contractor, will also simultaneously execute and install the works of sub- station / generating sets, air-conditioning, lifts, etc. for the work and the contractor shall afford necessary facilities for the same. The contractor shall leave such recesses, holes, openings trenches etc. as may be required for such related works and includes provision of inserts and the contractor shall fix the same at time of casting of concrete, stone work and brick work, if required, and nothing extra shall be payable on this account.

(v) The contractor shall conduct his work, so as not to interfere with or hinder the progress or completion of the work being performed by other contractor(s) or by the Engineer-In-Charge and shall as far as possible arrange his work and shall

place and dispose off the materials being used or removed so as not to interfere with the operations of other contractor or he shall arrange his work with that of the others in an acceptable and in a proper co-ordination manner and shall perform it in proper sequence to the complete satisfaction of others.

1.47 SUPERVISION OF WORK

The Contractor shall depute Site Engineer & skilled workers as required for the work. He shall submit organization chart along with details of Engineers and supervisory staff. It shall be ensured that all decision making powers shall be available to the representatives of the Contractor at New Delhi itself to avoid any likely delays on this account. The Contractor shall also furnish list of persons for specialized works to be executed for various items of work. The Contractor shall identify and deploy key persons having qualifications and experience in the similar and other major works, as per the field of their expertise. If during the course of execution of work, the Engineer-in-Charge is of the opinion that the deployed staff is not sufficient or not well experienced; the Contractor shall deploy more staff or better-experienced staff at site to complete the work with quality and in stipulated time limit.

1.48 Specialized Agencies

(i) The tender comprises of main component: viz. civil works. The list of specialized agencies work for civil works is as below:

- Sunken area waterproofing work.
- Structural Repair and Rehabilitation/ Retrofitting works.

The contractor shall submit the credential of specialized agency well in advance for the approval of NIT Approving Authority as per the direction of Engineer-in-charge. After verification of the same, written approval will be conveyed to main contractor in this regard. The quantum of credentials will be broadly in line with CPWD guidelines. The main contractor shall not change the specialized agency. However, if the change is warranted, he may do so, with permission of NIT approving authority. However before making any such change he has to enter into similar agreement as with previous agency & submit the same to Engineer - in - Charge for approval. This shall however be without any change in the accepted rates of the contract agreement and without any cost implications to the Department.

(ii) It shall be the responsibility of main contractor to sort out any dispute / litigation with the Specialized Agencies without any time & cost overrun to the Department. The main contractor shall be solely responsible for settling any dispute / litigation arising out of his agreement with the Specialized Agencies. The contractor shall ensure that the work shall not suffer on account of litigation/ dispute between him and the specialized agencies / sub- contractor(s). No claim of hindrance in the work shall be entertained from the Contractor on this account. No extension of time shall be granted and no claim what so ever, of any kind, shall be entertained from the Contractor on account of delay attributable to the selection/rejection of the Specialized Agencies or any dispute amongst them.

1.49 RATES

The rates quoted by the Contractor are deemed to be inclusive of site clearance, setting out work, profile, setting lay out on ground, establishment of reference bench mark(s), installing various signage, taking spot levels, survey with total station, construction of all safety and protection devices, compulsory use of helmet and safety shoes, and other appropriate safety gadgets by workers, imparting continuous training for all the workers, barriers, preparatory works, construction of clean, hygienic and well ventilated workers housings in sufficient numbers as per drawing supplied by Engineer in charge, working during monsoon or odd season, working beyond normal hours, working at all depths, height, lead, lift, levels and location, implementation of green building norms to achieve desired GRIHA Rating etc. and any other unforeseen but essential incidental works required to complete this work. Nothing extra shall be payable on this account and no extension of time for completion of work shall be granted on these accounts.

The rates quoted by the tenderer, shall be firm and inclusive of all taxes and levies (including GST as applicable).

No foreign exchange shall be made available by the Department for importing (purchase) of equipment, plants, machinery, materials of any kind or any other items required to be carried out during execution of the work. No delay and no claim of any kind shall be entertained from the Contractor, on account of variation in the foreign exchange rate.

Ancillary and incidental facilities required for execution of work like labour camp, stores, fabrication yard, offices for Contractor, watch and ward, temporary ramp required to be made for working at the basement level, temporary structure for plants and machineries, water storage tanks, installation and consumption charges of temporary electricity, telephone, water etc. required for execution of the work, liaison and pursuing for obtaining various No Objection Certificates, completion certificates from local bodies etc., protection works, testing facilities / laboratory at site of work, facilities for all field tests and for taking samples etc. during execution or any other activity which is necessary (for execution of work and as directed by Engineer-in-Charge), shall be deemed to be included in rates quoted by the Contractor, for various items in the schedule of quantities. Nothing extra shall be payable on these accounts. Before start of the work, the Contractor shall submit to the Engineer-in-Charge, a site / construction yard layout, specifying areas for construction, site office, positioning of machinery, material yard, cement and other storage, steel fabrication yard, site laboratory, water tank, etc.

For completing the work in time, the Contractor might be required to work in two or more shifts (including night shifts). No claim whatsoever shall be entertained on this account, notwithstanding the fact that the Contractor may have to pay extra amounts for any reason, to the labourers and other staff engaged directly or indirectly on the work according to the provisions of the labour and other statutory bodies regulations and the agreement entered upon by the Contractor with them.

All material shall only be brought at site as per program finalized with the Engineer-in- Charge. Any pre-delivery of the material not required for immediate consumption shall not be accepted and thus not paid for.

1.50 SAFETY PRACTICES

i) **WARNING/ CAUTION BOARDS:** All temporary warning / caution boards / glow signage display such as "Construction Work in Progress", "Keep Away", "No Parking", Diversions & protective Barricades etc. shall be provided and displayed during day time by the Contractor, wherever required and as directed by the Engineer-in-Charge. These glow signage and red lights shall be suitably illuminated during night also. The Contractor shall be solely responsible for damage and accident caused, if any, due to negligence on his part. Also he shall ensure that no hindrance, as far as possible, is caused to general traffic during execution of the work. This signage shall be dismantled & taken away by the Contractor after the completion of work, only after approval of the Engineer – in – Charge. Nothing extra shall be payable on this account.

ii) **SIGN BOARDS:** The Contractor shall provide and erect a display board of size and shape as required and paint over it, in a legible and workman like manner, the details about the salient features of the project, as required by the Engineer-in-Charge. The Contractor shall fabricate and put up a sign board in an approved location and to an approved design indicating name of the project, Client/Owner, Engineer-in-charges, Structural Consultants, Department etc. besides providing space for names of other Contractors, Sub-Contractors and specialized agencies within 15 days from issue of award letter. Nothing extra shall be payable on this account. In case of noncompliance/delay in compliance in this, a penalty @ Rs. 500/- per day will be imposed which will be recovered from the immediate next R/A Bill of the Contractor.

iii) Necessary protective and safety equipment's shall be provided to the Site Engineer, Supervisory staff, labour and technical staff of the contractor by the Contractor at his own cost and to be used at site.

iv) No inflammable materials including P.O.L shall be allowed to be stored in huge quantity at site. Only limited quantity of P.O.L may be allowed to be stored at site subject to the compliance of all rules / instructions issued by the relevant authorities and as per the direction of Engineer -in- Charge in this regard. Also all precautions and safety measures shall be taken by the Contractor for safe handling of the P.O.L products stored at site. All consequences on account of unsafe handling of P.O.L shall be borne by the Contractor.

1.51 QUALITY ASSURANCE

The proposed building is a prestigious project and quality of work is of paramount importance. Contractor shall have to engage well-experienced skilled labour and deploy modern T&P and other equipment to execute the work. Many items like specialized flooring work, Polysulphide sealant and backer rod fixing in expansion joints, factory made door- window shutters, proper slope maintaining in toilet units, sanitary- water supply installation, textured finishing, grit plastering with aluminum channel insertions, water proofing treatment with APP Extruded Polystyrene insulation boards, will specially require engagement of skilled workers having experience particularly in execution of such items.

The contractor shall ensure quality construction in a planned and time bound manner. Any sub-standard material / work beyond set out tolerance limit shall be summarily rejected by the Engineer-in-charge & contractor shall be bound to replace / remove

Such sub-standard / defective work immediately. If any material, even though approved by Engineer-In-Charge is found defective or not conforming to specifications shall be replaced / removed by the contractor at his own risk & cost.

In addition to the supervision of work by DTU engineers, the Consultants deployed by the DTU shall also be carrying out regular and periodic inspection of the ongoing activities in the work and deficiencies, shortcomings, inferior workmanship pointed out by them shall be communicated by DTU engineers to the contractor. Upon receipt of instructions from Engineer in Charge these are also to be made good by necessary improvement, rectification, replacement upto his complete satisfaction. Special attention shall be paid towards line and level of internal and external plastering, exposed smooth surface of RCC members by providing fresh shuttering plates, rubberized linings to all the shuttering joints, accurate joinery work in wooden doors and windows, thinnest joints in stone/ tiling / cladding work, non-hollowness in floor and dado tiles work, protection of scratches over flooring by impounding layer of plaster of Paris, water tight pipe linings, absence of hollow vertical joints in brick masonry, proper compaction of filled up earth etc. to achieve an Institution of International standards and up keeping of quality assurance shall be of paramount importance, as such.

The Contractor shall submit, within 07 (Seven) days after the date of award of work, a detailed and complete method statement for the execution, testing and Quality Assurance, of such items of works, as directed by the Engineer-in-Charge. All the materials to be used in the work, to give the finished work complete in all respects, shall comply with the requirements of the specifications and shall pass all the tests required as per specifications as applicable or such specifications / standards as directed by the Engineer-in- Charge. However, keeping the Quality Assurance in mind, the Contractor shall submit, on request from the Engineer-in- Charge, his own Quality Assurance procedures for basic materials and such items, to be followed during the execution of the work, for approval of the Engineer-in-Charge.

All materials and fittings brought by the contractor to the site for use shall conform to the samples approved by the Engineer-in-charge which shall be preserved till the completion of the work. If a particular brand of material is specified in the item of work in Schedule of Quantity, the same shall be used after getting the same approved from Engineer-In-Charge. Wherever brand / quality of material is not specified in the item of work, the contractor shall submit the samples as per suggested list of brand names given in the tender document / particular specifications for approval of Engineer-In-Charge. For all other items, materials and fittings of ISI Marked shall be used with the prior approval of Engineer-In-Charge. Wherever ISI Marked material / fittings are not available, the contractor shall submit samples of materials / fittings manufactured by firms of repute conforming to relevant specifications or IS codes and use the same only after getting the approval of Engineer-In-Charge.

The Contractor shall procure and provide all the materials from the manufacturers / suppliers as per the list attached with the tender documents, as per the item description and particular specifications for the work. The equivalent brand for any item shall be permitted to be used in the work, only when the specified makes are not available. This is, however, subject to documentary evidence produced by the contractor for non-availability of the brand specified and also subject to independent verification by the Engineer-in-Charge. In exceptional cases, where such approval is required, the decision of Engineer-in- Charge as regards equivalent make of the material shall be final and binding on the Contractor. No claim, whatsoever, of any kind shall be entertained from the Contractor on this account. Nothing extra shall be payable on this account. Also, the material shall be procured only after written approval of the Engineer-in-Charge.

All materials whether obtained from Govt. stores or otherwise shall be got checked by the Engineer-in-Charge or his authorized supervisory staff on receipt of the same at site before use.

The tests, as necessary, shall be conducted in the following laboratory. The samples shall be taken for carrying out all or any of the tests stipulated in the particular specifications and as directed by the Engineer-in-Charge or his authorized representative.

- IIT Delhi.
- CRRI, Delhi.
- National Council for Cement and Building Materials, Ballabh Garh.
- Delhi Technological University (Formerly known as Delhi College of Engineering).
- CPWD Lab, Delhi.
- Shree Ram Testing Laboratories Delhi.
- Any other NABL approved lab as approved by the NIT approving authority.

All the registers of tests carried out at Construction Site or in outside laboratories and all material at site (MAS) registers including cement register shall be maintained by the contractor which shall be issued to the contractor by Engineer-in-charge. All the entries in the registers will be made by the designated Engineering Staff of the contractor and same should be regularly reviewed by J.E/A.E.(Civil)/EE. Contractor shall be responsible for safe custody of all the registers.

The Contractor shall at his own risk and cost make all arrangements and shall provide all such facilities including material and labour, the Engineer-in-Charge may require for collecting, preparing, forwarding the required number of samples for testing as per the frequency of test stipulated in the contract specifications or as considered necessary by the Engineer-in-Charge, at such time and to such places, as directed by the Engineer-in-Charge. Nothing extra shall be payable for the above.

The Contractor or his authorized representative shall associate in collection, preparation, forwarding and testing of such samples. In case he or his authorized representative is not present or does not associate him, the result of such tests and consequences thereon shall be binding on the Contractor. The Contractor or his authorized representative shall remain in contact with the Engineer-in-Charge or his authorized representative associated for all such operations. No claim of payment or claim of any other kind, whatsoever, shall be entertained from the Contractor.

All the testing charges shall be borne by the contractor in all manner:

All the hidden items such as water supply lines, drainage pipes, conduits, sewers etc. are to be properly tested as per the design conditions before covering and their measurements in computerized measurement book duly test checked shall be deposited with Engineer in charge or his authorized representative, prior to hiding these items.

Water tanks, taps, sanitary, water supply and drainage pipes, fittings and accessories should confirm to bylaws and municipal body / corporation where DTU Specifications are not available. The contractor should engage licensed plumbers for the work and get the materials (fixtures/fittings) tested by the Municipal Body/Corporation authorities wherever required at his own cost.

The contractor shall give performance test of the entire installation(s) as per the standing specifications before the work is finally accepted and nothing extra whatsoever shall be payable to the contractor for the test.

The contractor shall have to execute guarantee bonds in respect of water proofing works and other specialized works as per Performa enclosed.

The Contractor shall arrange electricity at his own cost for testing of the various electrical installations as directed by Engineer-in-Charge and for the consumption by the contractor for executing the work. Also all the water required for testing various electrical installations, fire pumps, fire fighting/ fire fighting equipment's, fire sprinklers etc. and also testing water supply, sanitary and drainage lines, water proofing of underground sump, overhead tanks, water proofing treatment etc. shall be arranged by the contractor at his own cost. Nothing extra shall be payable on this account.

The quality of water in the nearby areas is not fit for construction work, therefore, water treatment plant of suitable capacity shall be installed by the contractor at each site of work. He would also be required to create capacity for storage for a period not less than 3 days for construction and curing purpose, for which nothing extra shall be paid to the contractor.

1.52 SUBMISSION AND DOCUMENTATION

(i) The Contractor shall display all permissions, licenses, registration certificates, bar charts, other statements etc. under various labour laws and other regulations applicable to the works, at his site office. He should also keep at site at least one set of BIS Codes and other relevant codes at site and produce the same if asked for by Engineer-In-Charge. In case of noncompliance, these codes will be purchased from the Market and actual cost of purchase will be recovered from the next RA Bill of the Contractor.

(ii) The Contractor shall make available four (04) sets of completed Building Drawings, "As Built Drawings" along with literatures, manuals, warranty certificates etc. of various installed fittings, fixtures and equipment for the completed projects. This shall be the prerequisite for payment of final bill.

(iii) The Contractor shall make available three (03) sets of all services drawings including Electrical & HVAC work internal and external services i.e. Water Supply, Sanitary line and Drainage lines. This shall be the prerequisite for payment offinalbill.

These drawings shall have the following information:

- (iv) Run off for all piping and their diameters including soil, waste pipes and vertical stacks.
- (v) Ground and invert level of all drainage pipes together with locations of all manholes and connections, up to outfall.
- (vi) Run off for all water supply lines with diameters location of control valves, access panels etc.
- (vii) The contractor shall make available four (04) sets of computerized Standard Measurement Books (SMBs) having measurement of all the permanent standing in a building.
- (viii) The Performance Guarantee shall not be released to the contractor until the aforesaid drawings are submitted to the Engineer-in-Charge.
- (ix) The contractor will submit computerized measurement sheet for the work carried out by him for making payment as per Clause – 6A of the CPWD General Conditions of Contract 2014 (with correction slips up to the last date of submission of tender). For casting of RCC members and other hidden items the corrected and duly test checked measurement sheets of reinforcement or that of other hidden items shall be deposited with Engineer in charge or his authorized representative, before casting of RCC or other hidden items. The delay in submission of corrected and duly checked measurement sheet may, therefore, delay casting of RCC or execution of hidden item for which no hindrance shall be recorded.
- (x) To avoid delay, contractor should submit all samples well in advance so as to give timely orders for procurement.

1.53 Program Chart:

The Contractor shall prepare an integrated program chart within seven days of issue of award letter including civil as well as E & M activities for the execution of work, showing clearly all activities from the start of work to completion, with details of manpower, equipment and machinery required for the fulfillment of the program within the stipulated period and submit the same for approval of the Engineer-In-Charge within seven days of the award of the work. These shall be submitted by the contractor through electronic media besides forwarding hard copies of the same. The integrated program chart so submitted should not have any discrepancy with the physical milestones attached in the contract agreement. The program chart should include the following: -

- (i) Descriptive note explaining sequence of various activities.
- (ii) Construction Program prepared on PRIMAVERA Software or any other equivalent software decided by the Engineer-in-Charge, which will indicate resources in financial terms, manpower and specialized equipment for every important stage.
- (iii) Program for procurement of materials by the contractor.
- (iv) Program for arranging and deployment of manpower both skilled and unskilled so as to achieve targeted progress.
- (v) Program of procurement of machinery/equipment having adequate capacity, commensurate with the quantum of work to be done within the stipulated period, by the contractor.
- (vi) Program for achieving fortnightly micro milestones and periodic milestones.
- (ix) If at any time, it appears to the Engineer-In-Charge that the actual progress of work does not conform to the approved program referred above, the contractor shall produce a revised program showing the modifications to the approved program by additional inputs to ensure completion of the work within the stipulated time.
- (x) The submission for approval by the Engineer-In-Charge of such program or the furnishing of such particulars shall not relieve the contractor of any of his duties or responsibilities under the contract. This is without prejudice to the right of Engineer-In-Charge to take action against the contractor as per terms and conditions of the agreement.
- (xi) Apart from the above integrated program chart, the contractor shall be required to submit fortnightly progress report of the work in a computerized form on 1st and 16th of every month. The progress report shall contain the following, apart from whatever else may be required as specified above:
 - (a) Construction schedule of the various components of the work through a bar chart for the next fortnight (or as may be specified), showing the micro- milestone/milestones, targeted tasks (including material and labour requirement) and up to date progress. At least 10 digital photographs showing all the parts of construction site along with at least 5 minutes video of executions of different items in soft copy has to be submitted in every fortnightly progress report.

- (b) Progress chart of the various components of the work that are planned and achieved, for the fortnight as well as cumulative up to the fortnight under reckoning, with reason for deviations, if any in a tabular format.
- (c) Plant and machinery statement, indicating those deployed in the work.
- (d) Manpower statement indicating:

Individually the names of all the staff deployed on the work, along with their designations.

No. of skilled workers (trade wise) and total no. of unskilled workers deployed on the work and their location of deployment i.e. blocks.

- (e) Financial statement, indicating the broad details of all the running account payment received up to date, such as gross value of work done, advances taken, recoveries effected, amount withheld, net payments details of cheque payment received, extra/substituted/deviation items if any, etc.

(xii) In case of noncompliance / delay in compliance in submission of fortnightly, a penalty @ Rs. 1000/- per fortnightly report will be imposed which will be recovered from the immediate next R/A Bill of the Contractor.

1.54 TEMPORARY WATER/ ELECTRICITY/ TELEPHONE CONNECTION

- (i) Arrangement of temporary telephone connection, water and electricity required by Contractor, shall be made by him at his own cost and also necessary permissions shall be obtained by him directly from concerned authorities, under intimation to the Department. Also, all initial cost and running charges, and security deposit, if any, in this regard shall be borne by him. The Contractor shall abide by all the rules/ bye laws applicable in this regard and he shall be solely responsible for any penalty on account of violation of any of the rules/byelaws in this regard. Nothing extra shall be payable on this account.
- (ii) The Contractor shall be responsible for maintenance and watch and ward of the complete installation and water / electricity meter and shall also be responsible for any pilferage, theft, damage, penalty etc. in this regard. The Contractor shall indemnify the Department against any claim arising out of pilferage, theft, damage, penalty etc. whatsoever on this account. Security deposit for the work shall be released only after No Dues Certificates are obtained from the local Authorities from whom temporary electric/ water / telephone connection have been obtained by the Contractor. Nothing extra shall be payable on this account.
- (iii) The Department shall in no way be responsible for either any delay in getting electric and/or water and/or telephone connections for carrying out the work or not getting connections at all. No claim of delay or any other kind, whatsoever, on this account shall be entertained from the Contractor. Also contingency arrangement of stand-by water & electric supply shall be made by the Contractor for commencement and smooth progress of the work so that work does not suffer on account of power failure or disconnection or not getting connection at all. No claim of any kind whatsoever shall be entertained on this account from the Contractor. Nothing extra shall be payable on this account

1.55 CLEANLINESS OF SITE

- i) The Contractor shall not stack building material/malba/muck on the land or road of the local development authority or on the land owned by the others, as the case may be. So the muck, rubbish etc. shall be removed periodically as directed by the Engineer-in-Charge, from the site of work to the approved dumping grounds as per the local byelaws and regulations of the concerned authorities and all necessary permissions in this regard from the local bodies shall be obtained by the Contractor. Nothing extra shall be payable on this account. In case, the Contractor is found stacking the building material/malba as stated above, the Contractor shall be liable to pay the stacking charges/penalty as may be levied by the local body or any other authority and also to face penal action as per the rules, regulations and bye-laws of such body or authority. The Engineer –in-Charge shall be at liberty to recover, such sums due but not paid to the concerned authorities on the above counts, from any sums due to the Contractor including amount of the Security Deposit and performance guarantee in respect of this contract agreement.
- ii) The contractor shall take instructions from the Engineer-In-Charge regarding collection and stacking of materials at any place. No excavated earth or building rubbish shall be stacked on areas where other buildings, roads, services and compound walls are to be constructed.
- iii) The site of work shall be always kept clean due to constraints of space and to avoid any nuisance to the users of buildings in the adjacent plots. The Contractor shall take all care to prevent any water- logging at site. The waste water, slush etc. shall not be allowed to be collected at site. It may be directly pumped into the creek with prior approval of the concerned authorities. For discharge into public drainage system, necessary permission shall be obtained from relevant authorities after paying the necessary charges, if any, directly to the authorities. The work shall be carried out in such a way that the area is kept

No. of Correction –C NIL
No. of Omissions – O NIL
No. of Insertions –I NIL

clean and tidy. All the fees/charges in this regard shall be borne by the Contractor. Nothing extra shall be payable on this account.

1.56 INSPECTION OF WORK

- i) In addition to the provisions of relevant clauses of the contract, the work shall also be open to inspection by Senior Officers of DTU & the representative of the Consultants. The contractor shall at times during the usual working hours and at all times at which reasonable notices of the intention of the Engineer-in-charge or other officers as stated above to visit the works shall have been given to the contractor, either himself be present to receive the orders and instructions or have a responsible representative duly accredited in writing, to be present for that purpose.
- ii) Inspection of the work by Consultant appointed by the DTU.

The consultant appointed by DTU, shall be inspecting the works including workshops and fabrication factory to ensure that the works are in general being executed according to the design, drawings and specifications laid down in the contract. His observations shall be communicated by DTU engineering staff and compliance is to be reported to DTU.

The consultant appointed by DTU shall certify on completion of particular building that it has been constructed according to the approved drawings design and specifications.

- iii) Senior Officers of DTU, Dignitaries from Central Ministry / Department, Client Authorities shall be inspecting the on-going work at site at any time with or without prior intimation. The contractor shall, therefore, keep updated the following requirements and detailing.

Display Board showing detail of work, weekly progress achieved with respect to targets, reason of shortfall, status of manpower, wages being paid for different categories of workers.

Entrance and area surrounding to be kept cleaned.

Display layout plan key plan, Building drawings including plans, elevations and sections.

Upto date displays of Bar chart, CPM and PERT etc.

Keep details of quantities executed, balance quantities, deviations, possible Extra item, substituted Item etc.

Keep plastic / cloth mounted one sets of building drawings.

Set of Helmets and safety shoes for exclusive use for officers/dignitaries visiting at site.

1.57 FINAL TESTING OF THE INSTALLATION

The Contractor shall demonstrate trouble free functioning of all the Civil and E & M installations and services. The Engineer-in-Charge or his authorized representatives shall carry out final inspection of the various Civil and E & M services and installations. Any defect(s) noticed during demonstration shall be rectified by the Contractor at his own cost to the entire satisfaction of the Engineer-in-Charge. Nothing extra shall be payable on this account.

1.58 SUBMISSION OF AS BUILT DRAWINGS AND OBTAINING OCCUPATION CERTIFICATE

The contractor shall coordinate and facilitate consultant for obtaining occupation certificate / completion certificate from local bodies including getting the required site visits conducted by such authorities with a view to obtain the same.

1.59 REFUND OF PERFORMANCE GAURENTEE

The performance guarantee shall be refunded to the contractor soon after the completion of work and recording of the completion certificate by the competent authority.

1.60 DEALING WITH INCONSISTENT RATES

- i) The Contractors shall quote same rates for the identical items which may inadvertently appear in more than one place if different rates are quoted by the tenderers for such identical items, the same shall be rationalized by considering the lowest quoted rate for such items, for evaluation and acceptance of tender.
- ii) Wherever any reference to any Indian Standards occurs in the documents relating to this contract, the same shall be inclusive of all amendments issued thereto or revisions thereof, if any, up to the date of receipt of tenders.
- iii) Unless otherwise specified in the schedule of quantities, the rates for all items of work shall be considered, as inclusive of pumping out or bailing out water, if required throughout the construction period for which no extra payment shall be made. This shall also include water encountered from any source such as rains, floods, sub soil water table being high and/or due to any other cause whatsoever.
- iv) All stone aggregate and stone ballast shall be of hard stone variety to be obtained from approved quarries.
- v) Coarse sand should be obtained from approved sources. The same shall be clean and sharp angular grit type. The coarse sand shall be screened before using, if required. If the sand brought to site is dirty, it must be washed in clean water to bring the sand to the required specifications. Nothing extra shall be payable on this account.
- vi) The rates for all items of work, shall unless clearly specified otherwise, include cost of all operations and all inputs of labour, material, T & P, scaffolding, wastages, watch and ward, other inputs, all incidental charges, all taxes, cess, VAT, duties, levies etc. required for execution of the work.

1.61 PRODUCT DELIVERY, STORAGE AND HANDLING OF CHEMICALS

The contractor shall construct storage space for Chemicals materials to ensure that the storage conditions are as recommended by the manufactures.

All the materials shall be procured and delivered in sealed containers with labels legible and intact.

All the chemicals {polymers, epoxy, water proofing compound, plasticizer, Polysulphide, SBR based elastomeric, APP (Atactic Polypropylene Polymer), all exterior and interior paints, polish etc.) shall be procured in convenient packs say 20 litres/Kgs.} Capacity packing only or as approved by the Engineer-in-Charge, and not in bigger capacity containers, say 200 litres (Kgs.) drums unless otherwise specifically permitted by the Engineer-in-Charge. One sample from each lot of the chemical procured by the contractor shall be tested in a laboratory as approved by the Engineer-in-charge.

All material required for the execution of the work shall be got approved, procured and deposited with the Departmental supervisory staff. The materials shall be kept in joint custody of the contractor and the Department. The watch and ward of such material shall, however, remain to be the responsibility of the contractor and no claim, whatsoever, on this account shall be entertained. Different containers of each chemical shall be serially numbered on packing and also consumed in that order. Day-to-Day account of receipt, issue and balance shall be regulated by the Department and proper account shall be maintained at site of work in the prescribed form as per the standard practice.

All the chemicals shall be procured by the contractor directly from the manufacturer. In exceptional circumstances, the contractor may be allowed to procure the materials from the authorized dealers of the manufacturers, if specifically permitted by the Engineer-in-Charge.

The original copies of challan/cash memos and manufacturer's test reports towards the quantity of various chemicals procured shall be made available by the contractor to the Engineer-in- Charge before making payments for work consuming the said material and a copy of the same shall be kept in record.

The Name of manufacturers, manufacturer's product identification, and manufacturer's mixing instructions, warning for handling and toxicity and date of manufacturing and shelf life shall be clearly and legibly mentioned on the labels of the each container.

The contractor shall submit for the chemicals procured, manufacturer's and / or authorized dealer's certificate regarding supplying and verifying conformance to the material specifications, as specified.

All filled containers shall be handled in safe manner and in a way to avoid breaking container seals.

Empty containers of the chemicals should not be removed from site till the completion of work and shall be removed only with the written approval of the Engineer-in-Charge.

All arrangements for measuring, dosing and mixing of material / chemicals at site have to be made by the contractor.

Contractor shall suitably advise his site Engineer and all the workers as regards safe handling of chemicals. Necessary protective and safety equipment's in form of hand gloves, goggles etc. shall be provided by the contractor and be also used at site.

All incidental charges of any kind including cartage, storage and wastage and safe custody of material etc. shall be borne by the contractor and no claim, whatsoever, shall be entertained on this account.

The chemicals shall be tested in an independent laboratory as approved by the Engineer-in-charge at the frequency as specified. If required, more samples may have to be tested as per the directions of the Engineer-in-Charge. Nothing extra shall be payable on this account. However testing charges shall be borne by the department for the samples satisfying the requirements specified in the tender.

1.62 DEWATERING

(i) De-watering required, if any, shall be done conforming to BIS Code IS: 9759 (guide lines for de-watering during construction) and / or as per the specifications approved by the Engineer-in-Charge. Design of an appropriate and suitable dewatering system shall be the Contractor's responsibility. Such scheme shall be modified / augmented as the work proceeds based on fresh information discovered during the progress of work, at no extra cost. At all times during the construction work, efficient drainage of the site shall be carried out by the Contractor and especially during the laying of plain cement concrete, taking levels etc. The Contractor shall also ensure that there is no danger to the nearby properties and installations on account of such lowering of water table. If needed, suitable precautionary measures shall be taken by the Contractor. Also the scheme of dewatering adopted shall have adequate built in arrangement to serve as stand-bye to attend to repair of pumps etc. and disruption of power / fuel supply. Nothing extra shall be payable on this account.

(ii) In trenches where surface water is likely to get into cut / trench during monsoons, a ring bund of puddle clay or by any other means shall be formed outside, to the required height, and maintained by the Contractor. Also, suitable steps shall be taken by the Contractor to prevent back flow of pumped water into the trench. Nothing extra shall be payable on this account.

1.63 INSURANCE POLICIES

Before commencing the execution of work, the Contractor shall, without in any way limiting his obligations and liabilities, insure at his own cost and expense against any damage or loss or injury, which may be caused to any person or property, at site of work. The Contractor shall obtain and submit to the Engineer-in-Charge proper Contractor All Risk Insurance Policy for an amount 1.25 times the contract amount for this work, with Engineer-in-Charge as the first beneficiary. The insurance shall be obtained in joint names of Engineer-in-Charge and the Contractor (who shall be second beneficiary). Also, he shall indemnify the Department from any liability during the execution of the work. Further, he shall obtain and submit to the Engineer-in-

Charge, a third party insurance policy for maximum Rs.10 lakh for each accident, with the Engineer-in-Charge as the first beneficiary. The insurance shall be obtained in joint names of Engineer-in-Charge and the Contractor (who shall be second beneficiary).The Contractor shall, from time to time, provide documentary evidence as regards payment of premium for all the Insurance Policies for keeping them valid till the completion of the work. The Contractor shall ensure that Insurance Policies are also taken for the workers of his Sub-Contractors / specialized agencies also. Without prejudice to any of its obligations and responsibilities specified above, the Contractor shall within 10 days from the date of letter of acceptance of the tender and thereafter at the end of each quarter submit a report to the Department giving details of the Insurance Policies along with Certificate of these insurance policies being valid, along with documentary evidences as required by the Engineer-in-Charge. No work shall be commenced by the Contractor unless he obtains the Insurance Policies as mentioned above. Also, no payment shall be made to the Contractor on expiry of insurance policies unless renewed by the Contractor. Nothing extra shall be payable on this account. No claim of hindrance (or any other claim) shall be entertained from the contractor on these accounts.

1.64 Training of the Personnel

The contractor shall arrange at no extra cost to the Department to train two persons from the department (DTU) one each for civil and electrical works, on how to operate and carryout preventive maintenance of the systems (both civil and electrical) . The contractor shall arrange this training from well qualified and experience personnel for at least seven days.

1.65 The Architectural drawings given in the tender other than those indicated in nomenclature of items are only indicative of the nature of the work and materials/fixings involved unless and otherwise specifically mentioned. However, the work shall be executed in accordance with the drawings duly approved by the Engineer-in-Charge.

1.66 Recording of Hindrance & Maintenance of Hindrance Register –

i) Whenever any hindrance whether on part of department or on part of contractor, comes to the notice of the Assistant Engineer, he shall at once make a note of such hindrance in the register kept at site, and immediately make a report to the Executive Engineer within a week.

ii) The following points shall be kept in mind while entering the hindrances in the Hindrance Register:
The entry of date of start of hindrance and date of removal of hindrance shall be made on the same day as the hindrance takes place or the cause of the hindrance is removed, respectively.

The Executive Engineer shall work out the over lapping period, net if hindrance and of each hindrance within 15 days of removal of the cause of hindrance. For work outside headquarters, this shall be done as and when he visits the site.

The items of work affected due to any hindrance shall be clearly mentioned in the Hindrance Register by the Assistant Engineer, and the weightage shall be allowed on this basis.

Each hindrance shall be entered in the hindrance Register, which shall be authenticated by the Executive Engineer and Contractor.

The hindrance on part of contractor shall also to be entered in the Hindrance Register.

The hindrance shall be recorded carefully in the Hindrance Register after considering its effect on completion of work.

Review of hindrance register shall be compulsory in division office by EE and AAO at the time of payment of each Running Account Bill and final bill and certificate shall be recorded that all up to date hindrances on part of department and contractor have been recorded in the hindrance register.

The net delay on part of department or contractor shall be worked out after considering all the hindrances recorded in the hindrance register.

The Superintending Engineer shall review the hindrance Register whenever he visits site of work.

1.67 Safety, Health and Environment

Over and above the provisions made in CPWD Safety Code (part of General Conditions of contract for CPWD works 2014) the following will also be applicable:

In respect of all workmen directly or indirectly employed in the work for the performance of the contractor's part of this agreement, the contractor shall at his expense arrange for the safety provisions as per Indian Standard Safety codes shown below and shall at his own expense provide for all facilities in connection there with. In case the contractor fails to make arrangement and provide necessary facilities, he shall be liable to pay compensations prescribed under Workmen’s Compensation Act 1923 as amended from time to time for each default and in addition the Engineer-in-charge shall be at liberty to make arrangement and provide facilities as aforesaid and recover the cost incurred on that behalf from the contractor, and no claims what so ever shall be entertained.

Details regarding some special provisions to be followed by contractor are as follows:

a) Usage of quality Personal Protection Equipment’s (PPEs) through approved vendors. PPEs would include amongst others the following items:

- Safety Helmets.
- Hearing Protection.
- Respiratory Protection.
- Eye Protection.
- Protective Gloves.
- Safety Footwear.
- High Visibility Clothing (Jacket) with approved Logo

All the items should be got approved before issued to the use in the work. Safety Jacket should have DTU Logo as per the size approved.

The contractor shall provide all the PPE (Personnel Protective Equipment) and safety appliances required to carry out the job to all the workmen deployed by the contractor and also ensure that his workmen use those PPE and safety appliances while on the job. The contractor shall not pay any cash amount in lieu of PPE to the workers/sub-contractors and expect them to buy and use during work. If the contractor fails to ensure provision of safety appliances and its workmen do not use the PPE and safety appliances as needed for safe working, the owner may ask the contractor to stop the work and comply with safety requirements first. The contractor shall at all-time maintain a minimum of 10% spare PPEs and safety appliances and properly record and show to the Employer during the inspections. Failing to do so shall invite appropriate compensations as per the provisions of under Workmen's Compensation Act 1923 as amended from time to time.

It is always the duty of the contractor to provide required PPEs for all visitors. Towards this required quantity of PPEs shall be kept always at the security post.

Colour coding for helmets

Safety Helmet Color Code (Every Helmet should have the LOGO* affixed /painted)	Person to use
White	DTU staffs, All Designers, Architect, Consultants, etc.
Violet	Main Contractors (Engineers / Supervisors)
Blue	All Sub-contractors (Engineers / Supervisors)
Red	Electricians (Both Contractor and Sub-contractor)
Green	Safety Professionals (Both Contractor and Sub-contractor)
Orange	Security Guards / Traffic marshals
Yellow	All workmen
White (with "VISITOR" sticker)	Visitors

Note: LOGO*

- i) Logo shall have its outer dimension 2"X2" and shall be conspicuous.
- ii) Logo shall be either painted or affixed.
- iii) No words shall come either on Top / Bottom of Logo.

b) Working at Heights

Contractor shall ensure that work at height is properly planned for any emergencies and rescue appropriately supervised, and carried out in a manner, which is reasonably practicable safe. Contractor shall ensure that work at height is carried out only when the weather conditions do not jeopardize the health or safety of persons involved in the work. Guardrail, Toe-board, Barrier or similar collective means of protection shall be of sufficient dimensions, of sufficient strength and rigidity for the purposes for which they are being used, and otherwise suitable.

Working Platform shall be of sufficient dimensions to permit the safe passage of persons and the safe use of any plant or materials required to be used and to provide a safe working area having regard to the work being carried out there. Possess a suitable surface and, in particular, be so constructed that the surface of the working platform has no gap through which a person, material or object could fall and injure a person. A working platform and any supporting structure shall not be loaded so as to give rise to a risk of collapse or to any deformation, which could affect its safe use. Strength and stability calculations for scaffolding shall be carried out by the contractor. The dimensions form and layout of scaffolding decks shall be appropriate to the nature of the work to be performed and suitable for the loads to be carried and permit work and passage in safety.

A personal fall protection system designed for use with an anchor shall be securely attached to at least one anchor, and each anchor and the means of attachment thereto shall be suitable and of sufficient strength and stability for the purpose of supporting any foreseeable loading. Suitable and sufficient steps shall be taken to prevent any person falling or slipping from a personal fall protection system. Any other steps in the opinion of engineer-in-charge suggested will also be taken in Protection system. Only metal ladders shall be allowed. Any surface upon which a ladder rests shall be stable, firm, of sufficient strength and of suitable composition safely to support the ladder so that its rungs or steps remain horizontal, and any loading intended to be placed on it. A ladder shall be so positioned as to ensure its stability during use. A suspended ladder shall be attached in a secure manner and so that, with the exception of a flexible ladder, it cannot be displaced and swinging is prevented. No interlocking or extension ladder shall be used unless its sections are prevented from moving relative to each other while in use.

c) Lifting appliances and gears.

The contractor shall maintain a register for record of examinations and test details of all lifting appliances. This register should also contain a system of identification of all tools and tackles, its date of purchase, safe working load etc. Contractors can utilize the services of any competent person as defined in Factories Act, 1948 and approved by Chief Inspector of Factories with the permission of the Employer.

d) Automatic safe load indicators

Every lifting appliances and gears like cranes, hydras etc., if so constructed that the safe working load may be varied by raising or lowering of the jib or otherwise shall be attached with an automatic indicator of safe working loads approved by Bureau of Indian standards/ International certifying bodies which gives a warning to the operator and arrests further movements of the lifting parts.

e) Qualification of operator of lifting appliances and of signaler etc.

The contractor shall not employ any person to drive or operate a lifting machine like crane, hydra etc. whether driven by mechanical power or otherwise or to give signals to work as a operator of a rigger or derricks unless he is above twenty-one years of age and possesses a valid heavy transport vehicle driving license as per Motor Vehicle Act and Rules, is absolutely competent and reliable, possesses the knowledge of the inherent risks involved in the operation of lifting appliances by undergoing a formal training at any institution of national importance, is medically examined periodically.

1.68 Existing Services:

Existing drains, pipes, electricity cables, overhead wires and telephone cables, sewer lines, water lines and similar services encountered in the course of the execution of the work shall be protected/ maintained against the damage by the contractor. The contractor shall not store materials or otherwise occupy any part of the site in a manner likely to hinder the operation of such services. In case temporary shifting/supporting of such services is required to facilitate the work, the contractor at no extra cost shall do the same. The decision of the Engineer-in-Charge in this regard shall be final and binding.

1.69 All works pertaining to services including rerouting/diversion of services, routine testing, installation etc., completed in one or more than one process shall be subject to examination and approval to each stage thereof by the Engineer-in-charge or concerned department as would be notified by the Engineer-in-charge or his authorized representative when such stage is ready. In default of such notice the Engineer-in-Charge shall be entitled to appraise the quantity and extent thereof and the decision of Engineer-in-Charge or his authorized representative in this regard shall be final and binding.

1.70 For utilities which are required to be removed or permanently shifted to new position, in the opinion of the Engineer-in-charge, shall be removed / shifted by the contractor in consultation with the service provider agency. Payment for this shall be made as per terms and conditions of the contract. No claim for delay or otherwise due to above reasons shall be entertained on this account.

1.71 The contractor shall make his own arrangement for the disposal of the spoils, waste of bentonite, all dismantled material, slush and foul materials, surplus earth to such place where the same shall not cause nuisance or any environmental problems anywhere and should be acceptable to the authorities concerned. No extra claim whatsoever shall be entertained due to above. The road connected to site should be kept nuisance or environmental problem free.

1.72 The contractor shall make his own arrangement at his own cost for the provision of telephone facilities at the site of works or at any other place.

1.73 The contractor shall make his own arrangements for obtaining electric & water connection(s) if required and make necessary payment directly to department concerned. The department will however make all reasonable recommendations to the authority concerned in this regard.

1.74 The contractor shall bear all incidental charges for cartage, storage and safe custody of materials brought to site.

1.75 The work shall be carried out in accordance with the Architectural drawings, structural and services drawings, to be issued from time to time, by the Engineer-in-Charge. Before commencement of any item of work, the contractor shall correlate all the relevant architectural, structural drawing and services issued for the work, nomenclature of items, specifications etc. and satisfy himself that the information available there from is complete and unambiguous. The figures & the written dimensions of the drawing shall super cede the measurement by scale. The discrepancy, if any, shall be brought to the notice of the Engineer-In-Charge for immediate decision before execution of the work. The contractor alone shall be responsible for any loss or damage occurring by the commencement of work on the basis of any erroneous and or incomplete information and no claim, whatsoever shall be entertained on this account.

1.76 GST on Works Contract as applicable shall be deducted from payment made to the contractor.

No payment shall be made to the contractor for cutting holes in 40 mm thick sand stone slab for electric installations and fixtures such as electric MCB DB's and fire fighting pipes as well as civil plumbing work being the new work unless otherwise provided in schedule of quantity.

The payment for shuttering at the edges of slab at all levels shall be made under schedule item of centering and shuttering 13.7.

2.0 SPECIAL CONDITIONS FOR GREEN BUILDING

2.1 Pre-construction Stage

Construction Vehicles, Equipment and Machinery

All vehicles, equipment and machinery to be procured for construction shall conform to the relevant Bureau of India Standard (BIS) norms.

Emission from the vehicles must conform to environmental norms.

Dust produced from the vehicular movement and other site activities is to be mitigated by sprinkling of water.

Noise limits for construction equipment's shall not exceed 75 dB(A), measured at one meter from the edge of the equipment in free area, as specified in the Environment Protection Act, 1986, schedule VI part E, as amended on 9th May, 1993. The maximum noise levels near the construction site should be limited to 65 dB (A) Leq (5 min) in project area.

2.2 Construction Stage

Construction Wastes Disposal

- (i) The pre-identified dump locations will be a part of solid waste management plan to be prepared by the Contractor in consultation with Engineer -in-charge.
- (ii) Contractor shall get approved the location of disposal site prior to commencement of the excavation on any section of the project location.
- (iii) Contractor shall ensure that any spoils of material will not be disposed off in any municipality solid waste collection bins.

2.3 Procurement of Construction Materials

- (i) All vehicles delivering construction materials to the site shall be covered to avoid spillage of materials and maintain cleanliness of the roads.
- (ii) Wheel Tyres of all vehicles used by of the contractor, or any of his sub-contractor or materials supplies shall be cleaned and washed clear of all dust/mud before leaving the project premises. This shall be done by routing the vehicles through tyre washing tracks.
- (iii) Contractor shall arrange for regular water sprinkling at least twice a day (i.e. morning and evening) for dust suppression of the construction sites and unpaved roads used by his construction vehicles.

2.4 Water Pollution

- (i) The Contractor shall take all precautionary measures to prevent the wastewater during construction to accumulate anywhere.
- (ii) The wastewater arising from the project is to be disposed off in the manner that is acceptable to the Engineer -in-charge.

2.5 Air and Noise Pollution

Contractor shall use dust screens and sprinkle water around the construction site to arrest spreading of dust in the air and surrounding areas.

- (i) Contractor shall ensure that all vehicles, equipment and machinery used for construction are regularly maintained and confirm that emission levels comply with environmental emission standards/norms.
- (i) For controlling the noise from Vehicles, Plants and Equipment's, the Contractor shall confirm the following:
 - (iii) All vehicles and equipment used in construction will be fitted with exhaust silencers.
 - (iv) Servicing of all construction vehicles and machinery will be done regularly and during routine servicing operations, the effectiveness of exhaust silencers will be checked and if found defective will be replaced.
 - (v) Noise emission from compactors (rollers) front loaders, concrete mixers, cranes (movable), vibrators and saws should be less than 75 dB(A).
 - (vi) As per the standards/guidelines for control of Noise Pollution from Stationary Diesel Generator (DG) sets, noise emission in dB(A) from DG Set (15-500 KVA) should be less than $94 + 10 \log_{10} (KVA)$. The standards also suggest construction of acoustic enclosure around the DG Set and provision of proper exhaust muffler with insertion loss of minimum 25 dB(A) as mandatory.
 - (vii) Control of Air Pollution of Dust from construction and demolition activities as per NGT guidelines.

2.6 Personal Safety Measures for Labour

Contractor will provide the following items for safety of workers employed by contractor and associate agencies:

Protective footwear and gloves to all workers employed for the work on mixing, cement, lime mortars, concrete etc. and openings in water pipeline/sewer line.

Welder's protective eye-shields to workers who are engaged in welding works.

Safety helmet and Safety harness/ belt .Provide adequate sanitation/safety facilities for construction workers to ensure the health and safety of the workers during construction, with effective provisions for the basic facilities such as sanitation, drinking water and safety equipment's or machinery.

All the workers should be wearing helmet and shoes all the time on site.

Masks and gloves should be worn whenever and wherever required.

Adequate drinking water facility should be provided at site, adequate number of decentralized latrines and urinals to be provided for construction workers.

Full time workers residing on site should be provided with clean and adequate temporary hutment.

First aid facility should also be provided.

Overhead lifting of heavy materials should be avoided. Barrow wheel and hand-lift boxes should be used to transport materials onsite.

Tobacco and cigarette smoking should be prohibited on site.

All dangerous parts of machinery are well guarded and all precautions for working on machinery are taken.

Maintain hoists and lifts, lifting machines, chains, ropes and other lifting tackles in good condition. Provide safety net of adequate strength to arrest falling material down below.

Use of durable and reusable formwork systems to replace timber formwork and ensure that formwork where used is properly maintained.

Ensure that walking surfaces or boards at height are of sound construction and are provided with safety rails and belts. Provide protective equipment's such as helmets.

Provide measure to prevent fire. Fire extinguisher and buckets of sand to be provided in fire-prone area and elsewhere.

Provide sufficient and suitable light for working during night.

Ensure that measures to protect workers from materials of construction, transportation, storage and other dangers and health hazards are taken

Ensure that the construction firm/division/company have sound safety policies.

Comply with the safety procedure, norms and guidelines (as applicable) as outlined in NBC 2005 (BIS 2005c).

Adopt additional best practices and prescribed norms as in NBC 2005 (BIS2005).

2.7 Identify roads on-site that would be used for vehicular traffic. Update vehicular roads (if these are unpaved) by increasing the surface strength by improving particle size, shape and mineral type that make up the surface base. Add surface gravel to reduce source of dust emission. Limit amount of fine particles (smaller than 0.075mm) to 10 -20%. Limit vehicular speed on site 10km/h. Nothing extra will be payable for this.

2.8 All material storages should be adequately covered and contained so that they are not exposed to situations where winds on site could lead to dust/particulate emissions.

2.9 Spills of dirt or dusty materials shall be cleaned up promptly so the spilled material does not become a source of fugitive dust and also to prevent of seepage of pollutant laden water into the ground aquifers. When cleaning up the spill, ensure that the clean - up process does not generate additional dust. Similarly, spilled concrete slurries or liquid wastes should be contained/cleaned up immediately before they can infiltrate into the soil/ground or runoff in nearby areas.

2.10 Ensure that water spraying is carried out by wetting the surface by spraying water on:

- (i) Any dusty material.
- (ii) Areas where demolition work is carried out.
- (iii) Any unpaved main-haul road and.
- (iv) Areas where excavation or earth moving activities are to be carried out.

2.11 The contractor shall ensure the following:

- (i) Cover and enclose the site by providing dust screen, sheeting or netting to scaffold along the perimeter of abuilding.
- (ii) Covering stockpiles of dusty material with impervious sheeting.
- (iii) Covering dusty load on vehicles by impervious sheeting before they leave the site.
- (iv) Transferring, handling/storing dry loose materials like bulk cement and dry pulverized fly ash inside a totally enclosed system.
- (v) Spills of dirt or dusty materials shall be cleaned up promptly so that the spilled material does not become a source of fugitive dust and also to prevent seepage of pollutant laden water into the ground aquifers. When cleaning up the spill, ensure that the clean-up process does not generate additional dust. Similarly, spilled concrete slurries or liquid wastes should be contained / cleaned up immediately before they can infiltrate into the soil/ground or runoff in nearby areas.
- (vi) Clear vegetation only from areas where work will start right away.
- (vii) Vegetate/mulch areas where vehicles do not ply.
- (viii) Apply gravel / landscaping rock to the areas where mulching/paving is impractical.

2.12 Adopt measures to prevent air pollution in the vicinity of the site due to construction activities. There is no standard reference for this. The best practices should be followed (as adopted from international best practice documents and codes)

2.13 Provide sheet covering/barricading of site of not less than 3m height along the site boundary, next to a road or other public area. Nothing extra will be paid for this.

2.14 The contractor shall provide experienced personnel with suitable training to ensure that these methods are implemented. Prior to the commencement of any work, the method of working, plant equipment and air pollution control system to be used on -site should be made available for the inspection and approval of the Engineer -in-Charge to ensure that these are suitable for the project.

2.15 Employ measures to segregate the waste on-site into inert, chemical or hazardous wastes. Recycle the unused chemical/hazardous wastes such as oil, paint, batteries and asbestos. The inert waste is to be disposed off to Municipal Corporation/local bodies dump yard and landfill sites.

2.16 To preserve the existing landscape and protect it from degradation during the process of construction. Select proper timing for construction activity to minimize the disturbance such as soil pollution due to spilling of the construction material

and its mixing with rainwater. The construction management plan including soil erosion control management plan shall be prepared accordingly for each month. The application of erosion control measures includes construction of gravel pits and tier washing bays of approved size and specification for all vehicular site entry/exits, protection of slopes greater than 10%. Sedimentation Collection System and run-off diversion systems shall be in place before the commencement of construction activity. Preserve and protect the existing vegetation by not-disturbing or damaging to specified site areas during construction.

2.17 The Contractor should follow the construction plan as proposed by the Engineer-in-charge / landscape consultant to minimize the site disturbance such as soil pollution due to spilling. Use staging and spill prevention and control plan to restrict the spilling of the contaminating material on site.

2.18 Spill prevention and control plans should clearly state measures to stop the source of the spill. Measures to contain the spill and measures to dispose the contaminated material and hazardous wastes. It should also state the designation of personnel trained to prevent and control spills. Hazardous wastes include pesticides, paints, cleaners and petroleum products.

2.19 A soil Erosion and Sedimentation Control Plan (ESCP) should be prepared prior to construction and should be applied effectively.

2.20 The contractor shall prepare and submit 'Spill prevention and control plans' before the start of construction, clearly stating measures to stop the source of the spill, to contain the spill, to dispose the contaminated material and hazardous wastes, and stating designation of personnel trained to prevent and control spills. Hazardous wastes include pesticides, paints, cleaners, and petroleum products.

2.21 The contractor shall ensure that no construction leaches (Ex: cement slurry) is allowed to percolate into the ground. Adequate precautions are to be taken to safeguard against this including reduction of wasteful curing processes, collection, basic filtering and reuse. The contractor shall follow requisite measures for collecting drainage water run-off from construction areas and material storage sites and diverting water flow away from such polluted areas. Temporary drainage channels, perimeter dike/swale, etc. shall be constructed to carry the pollutant -laden water directly to the treatment device or facility (municipal sewer line).

2.22 All lighting installed by the contractor around the site and at the labour quarters during construction shall be CFL bulbs of the appropriate illumination levels. This condition is a must, unless specifically prescribed otherwise.

2.23 All paints, adhesives and sealants should comply with the VOC limits prescribed by GRIHA, as follows:

Table 1- VOC limits for paints, adhesives and sealants

Paints	VOC Limit (g/l)	Adhesives	VOC Limit (g/l)
Non-flat paints	150	Wood flooring Adhesive	100
Flat (Mat) paints	50	Tile Adhesive	65
Anti-corrosive/anti-rust paints	250	Indoor Carpet Adhesive	50
Varnish	350	Wood	30
Lacquer	550	Stains	250
		Water proofing sealer	250

2.24 All the building materials and systems used on site must be as per the specifications and approved makes by the Engineer-In-Charge.

2.25 Nothing extra shall be payable for above provisions unless otherwise specified in Schedule of Quantity.

3.0 ADDITIONAL CONDITIONS AND PARTICULAR SPECIFICATION FOR CIVIL COMPONENT

ADDITIONAL CONDITION AND PARTICULAR SPECIFICATION FOR STEEL WORK

STRUCTURAL STEEL

3.1 This specification covers the fabrication and transportation to site and erection on prepared foundations and structural steel work consisting of beams, columns, purlins, vertical trusses, bracings, shear connections etc.

3.2 Fabrication, erection and approval of steel structures shall be in compliance with:

General Specifications mentioned in CPWD specifications and IS: 800 – 1984. For the guidance on general fabrication and erection of structural steel work, Chapter 11 of IS: 800 (1984) must be followed. As far as safety is concerned guidance could be obtained from Indian safety code for structural steelwork IS: 7205 (1974). Before the commencement of the erection, all the erection equipment tools, shackles, ropes etc. should be tested for their load carrying capacity. Such tests if needed may be repeated at intermediate stages also.

Drawings and supplementary drawings to be supplied to the contractors during execution of the work.

3.3 Providing shop primer coat for steel structures. Grouting of holding-down bolt pockets and below base plates where required.

3.4 In case of conflict between the Clauses mentioned here and the Indian Standards, those expressed in this specification shall govern.

3.5 Scope

The fabrication and erection of the steel work consists of accomplishing of all jobs here-in enumerated including providing all labour, tools and plant all materials and consumables such as welding electrodes, bolts and nuts, oxygen and acetylene gases, oils for cleaning etc. of approved quality as per relevant IS. The work shall be executed according to the drawings, specifications, relevant codes etc. in an expeditious and workman like manner, as detailed in the specifications and the relevant Indian Standard Codes and Standard Practice and to the complete satisfaction of the Engineer-in-charge.

3.6 Fabrication Drawings

(i) The contractor shall prepare all fabrication and erection drawings on the basis of design drawings supplied to him and submit the same in triplicate to the Engineer-in-charge for review, Engineer-in-charge shall review and comment, if any, on the same. Such review, if any, by the Engineer-in-charge, does not relieve the contractor of any of his required guarantees and responsibilities. The contractor shall however be responsible to fabricate the structural strictly conforming to specifications and reviewed drawings.

(ii) Fabrication drawings shall include but not limited to the following:

- Member sizes and details
- Types and dimensions of welds and bolts
- Shapes and sizes of edge preparation for welding
- Details of shop and field joints included in assemblies.

(iii) Bill of material

Quality of structural steels, welding electrodes, bolts, nuts and washers etc. to be used.

Erection assemblies, identifying all transportable parts and sub-assemblies, associated with special erection instructions, if required.

Calculations where asked for approval.

(iv) Connections, splices etc. other details not specifically detailed in design drawings shall be suitably given on fabrication drawings considering normal detailing practices and developing full member strengths. Where asked for calculations for the merit shall also be submitted for approval.

(v) Any alternate design or change in section is allowed when approved in writing by the Engineer-in-charge.

However, if any variation in the scheme is found necessary later, the contractor will be supplied with revised drawings. The contractor shall incorporate these changes in his drawings at no extra cost and resubmit for review.

(vii) Engineer-in-charge review shall not absolve the contractor of his responsibility for the correctness of dimensions, adequacy of details and connections. One copy will be returned reviewed with or without comments to the contractor for necessary action. In the former case further three copies of amended drawings shall be submitted by the contractor for final review.

(viii) The contractor shall supply three prints each of the final reviewed drawings to the Engineer-in-charge within a week since final review, at no extra cost for reference and records.

(ix) The Engineer-in-charge will verify the correct interpretation of their requirements.

(x) If any modification is made in the design drawing during the course of execution of the job, revised design drawings will be issued to the contractor. Further changes arising out of these shall be incorporated by the contractor in the fabrication drawings already prepared at no extra cost and the revised fabrication drawings shall be duly got reviewed as per the above Clauses.

3.7 Materials

All structural steel shall be procured from primary producers.

(i) Rolled Sections

The following grades of steel shall be used for steel structures:

Structural steel will generally be of standard quality conforming to IS: 226/IS: 2062. Whenever welded construction is specified plates of more than 20 mm thickness will generally conform to IS: 2062.

(ii) Welding Materials

Welding electrodes shall conform to IS: 814.

Approval of welding procedures shall be as per IS: 823.

(iii) Bolts, Nuts & Washers

Bolts and nuts shall be as per IS: 1367 and tested as per IS: 1608. It shall have a minimum tensile strength of 44 Kg/mm² and minimum elongation of 23% on a gauge length of 5.65 (A- Original cross sectional area of the gauge length). Washers shall be as per IS: 2016.

(iv) All materials shall conform to their respective specifications. The use of equivalent or higher grade or alternate materials will be considered only in very special cases subject to the approval of the Engineer-in-charge in writing.

(v) Receipt & Storing of Materials

Steel materials supplied by the contractor must be marked for identification and each lot should be accompanied by manufacturer's quality certificate, conforming chemical analysis and mechanical characteristics.

All steel parts furnished by supplier shall be checked, sorted out, straightened, and arranged by grades and qualities in stores.

Structural with surface defects such as pitting, cracks, laminations etc. shall be rejected if the defects exceed the allowable tolerances specified in relevant standards or as directed by the chief Engineer-in-charge.

Welding wire and electrodes shall be stored separately by qualities and lots inside a dry and enclosed room, in compliance with IS: 816 - 1969 and as per instructions given by the Engineer-in-charge. Electrodes shall be perfectly dry and drawn from an electrode even, if required.

(vi) Checking of quality bolts of any kind as well as storage of same shall be made conforming to relevant standards.

Each lot of electrodes, bolts, nuts, etc. shall be accompanied by manufacturer's test certificate.

The contractor may use alternative materials as compared to design specification only with the written approval of the chief Engineer-in-charge.

(vii) Material Tests

The contractor shall be required to produce manufacturer's quality certificates for the materials supplied by the contractor. Notwithstanding the manufacturer's certificates, the Engineer-in-charge may ask for testing of materials in approved test houses. The test results shall satisfy the requirements of the relevant Indian Standards.

Whenever quality certificates are missing or incomplete or when material quality differs from standard specifications the contractor shall conduct all appropriate tests as directed by the Engineer-in-charge at no extra cost.

Materials for which test certificates are not available or for which test results do not tally with relevant standard specifications, shall not be used.

3.8 Fabrication

The Contractor will submit the credential with full particulars about work completed by fabricator to be deployed for this work for approval of Engineer-in-charge. After written approval is communicated in respect of fabricator, then only the jobs should be a signed to him. Fabrication shall be in accordance with IS: 800 Section V in addition to the following:

Fabrication shall be done as per approved fabrication drawings adhering strictly to work points and work lines on the same. The connections shall be welded or bolted as per design drawings. Work shall also include fabricating built up sections. Any defective material used shall be replaced by the contractor at his own expense, care being taken to prevent any damage to the structure during removal.

All the fabricated and delivered items shall be suitably packed to be protected from any damage during transportation and handling. Any damage caused at any time shall be made good by the Contractor at his own cost.

Any faulty fabrication pointed out at any stage of work shall be made good by the contractor at his own cost.

(i) Preparation of Materials

Prior to release for fabrication, all rolled sections warped beyond allowable limit shall be pressed or rolled straight and freed from twists, taking care that a uniform pressure is applied.

Minor warping, corrugations etc. in rolled sections shall be rectified by cold working.

The sections shall be straightened by hot working where the Engineer-in-charge so direct and shall cooled slowly after straightening.

Warped members like plates and flats may be used as such only if wave like deformation does not exceed $L/1000$ but limited to 10 mm (L-Length).

Surface of members that are to be jointed by lap or fillet welding or bolting shall be even so that there is no gap between overlapping surfaces.

(ii) Marking

Marking of members shall be made on horizontal pads, of an appropriate racks or supports in order to ensure horizontal and straight placement of such members. Marking accuracy shall be at least + 1 mm.

(iii) Cutting

Members shall be cut mechanically (by saw or shear or by oxyacetylene flame).

All sharp, rough, or broken edges, and all edges of joints which are subjected to tensile or oscillating stresses, shall be ground.

No electric metal arc cutting shall be allowed.

All edges cut by oxyacetylene process shall be cleaned of impurities prior to assembly.

Cutting tolerances shall be as follows:

- a) For members connected at both ends + 1 mm.
- b) Elsewhere + 3 mm.

The edge preparation for welding of members more than 12 mm thick shall be done by flame cutting and grinding. Cut faces shall not have cracks or be rough.

Edge preparation shall be as per IS: 823 - 1964.

(iv) Drilling

Bolts holes shall be drilled.

Drilling shall be made to the diameter specified in drawings.

No enlarging of holes filling, by man rolling or oxyacetylene flame shall be allowed.

Allowed variations for holes (out-of-roundness, eccentricity, plumb-line deviation) shall be as per IS: 800.

- Maximum deviation for spacing of two holes on the same axis shall be +1 mm.
- Two perpendicular diameters of any oval hole shall not differ by more than 1 mm.

(v) Drilling faults in holes may be rectified by reaming the holes to the next upper diameter, provided that spacing of new hole centers and distance of hole centers to the edges of members are not less than allowed and that the increase of hole diameter does not impair the structural strength. Hole reaming shall be allowed if the number of faulty holes does not exceed 15% of the total number of holes for one joint.

Welding:

Preparation of Members for Welding

All welding in mild steel work shall be done with electrodes and / or by methods recommended by the suppliers of the metals being welded in accordance with corresponding Indian Standards. Type, size and spacing of welds, shall be as specified. All welding consumables shall be in accordance with the I.S. standards.

Welds behind finished mild steel surfaces shall be so done as to eliminate distortion and / or discoloration on the finished side.

Weld spatter and welding oxides on finished surfaces shall be removed by descaling and / or grinding. Plug, puddle or spot welding shall not be permitted. If weld beads are visible on exposed finished surfaces, the surfaces shall be ground and polished to match and blend with finish on adjacent parent metal.

Structural welds shall be made by certified welders and shall conform to I.S. code. The welds shall be tested by the Contractor to ensure quality and integrity of the structural welds. However, welding tests shall be carried out as below: and the contractor shall maintain records for Visual testing – 100 % of the welds for size and quality. Fillet weld testing- 30 % of the welds for MPI or Dye penetration test.

Dirt grease, lubricant, or other organic material shall be removed by vapor degreasing or suitable solvent.

Joints rejected because of welding defects may be repaired only by re welding. Defective welds shall be removed by chipping or machining. Flame cutting shall not be allowed.

Assembly of structural members shall be made with proper jigs and fixtures to ensure correct positioning of members (angles, axes nodes etc.)

Sharp edges, rust of cut edges, notches, irregularities and fissures due to faulty cutting shall be chipped or ground or filled over the length of the affected area, deep enough to remove faults completely.

Edge preparation for welding shall be carefully and accurately made so as to facilitate a good joint.

Generally no special edge preparation shall be required for members under 8 mm thick.

Edge preparation (beveling) denotes cutting of the same so as to result in V, X K or U seam shapes as per IS: 823.

The members to be assembled shall be clean and dry on the welding edges. Under no circumstances shall wet, greasy, rust or dirt covered parts be assembled. Joints shall be kept free from any foreign matter likely to get in to the gaps between members to be welded.

Before assembly the edges to be welded as well as adjacent areas extending for at least 20 mm shall be cleaned (until metallic polish is achieved).

When assembling members, proper care shall be taken of welding shrinkage and distortions, as the drawing dimensions cover finished dimensions of the structure.

The elements shall be got checked and approved by the Engineer-in-charge or their authorized representative before assembly.

The permissible tolerances for assembly of members preparatory to welding shall be as per IS: 823-1964.

After the assembling has been checked, temporary tack welding in position shall be done by electric welding, keeping in view finished dimensions of the structure.

(vii) Welding procedures

Welding shall be carried out only by fully trained and experienced welders as tested and approved by the Engineer-in-charge. Any test carried out either by the Engineer-in-charge or their representative or the inspectors shall constitute a right by them for such tests and the cost involved thereon shall be borne by the contractor himself.

Qualification tests for welders as well as tests for approval of electrodes will be carried out as per IS: 823. The nature of test for performance qualification of welders shall be commensurate with the quality of welding required on this job as judged by the

Engineer-in-charge.

The steel structures shall be automatically, semi-automatically or manually welded as per direction of Engineer-in-charge.

Welding shall begin only after the checks mentioned in Clause herein have been carried out.

The welder shall mark with his identification mark on each element welded by him.

When welding is carried out in open air, steps shall be taken to protect the face of welding against wind or rain. The electrodes, wire and parts being welded shall be dry.

Before beginning the welding operation, each joint shall be checked to ensure that the parts to be welded are clean and root gaps provided as per IS: 823.

For continuing the welding of seems discontinued due to some reason, the end of the discontinued seem shall be melted in order to obtain a good continuity. Before resuming the welding operation, the groove as well as the adjacent parts shall be well cleaned for a length of approx. 50 mm.

For single butt welds (in V, 1/2 V or U) and double butt welds (in K, double U etc.) the re-welding of the root is mandatory but only the metal deposit on the root has been cleaned by back gouging or chipping.

The welding seams shall be left to cool slowly. The contractor shall not be allowed to cool the welds quickly by any other method.

For multi-layer welding, before welding the following layer, the formerly welded layer shall be cleaned metal bright by light chipping and wire brushing. Backing strips shall not be allowed.

The order and method of welding shall be so that -

- No unacceptable deformation appears in the welded parts.

- Due margin is provided to compensate for contraction due to welding in order to avoid any high permanent stresses.

The defects in welds must be rectified according to IS: 823 and as per instruction of Engineer-in-charge.

(viii) Weld Inspection

The weld seams shall satisfy the following:

- Shall correspond to design shapes and dimensions. Shall not have any defects such as cracks, incomplete penetration and fusion, under-cuts, rough surfaces, burns, blow holes and porosity etc. beyond permissible limits.

During the welding operation and approval of finished elements, inspections and tests shall be made as shown in annexure-B. The mechanical characteristics of the welded joints shall be as in IS: 823.

(ix) Preparation of Members for Bolting

The members shall be assembled for bolting with proper jigs and fixtures to sustain the assemblies without deformation and bending. Before assembly, all sharp edges, shavings, rust dirt, etc. shall be removed. Before assembly, the contacting surfaces of the members shall be cleaned and given a coat of primer as per IS: 2074. The members which are bolt assembled shall be set according to drawings and temporarily fastened with erection bolts (minimum 4 pieces) to check the coaxiality of the holes. The members shall be finally bolted after the deviations have been corrected, after which there shall not be gaps. Before assembly, the members shall be checked and got approved by the Engineer-in-charge. The difference in thickness of the sections that are butt assembled shall not be more than 3% or maximum 0.8 mm whichever is less. If the difference is larger, it shall be corrected by grinding or filling. Reaming of holes to final diameter or cleaning of these shall be done only after the parts have been check assembled. As each hole is finished to final dimensions (reamed if necessary) it shall be set and bolted up. Erection bolts shall not be removed before other bolts are set.

(x) Bolting up

Final bolting of the members shall be done after the defects have been rectified and approval of joints obtained. The bolts shall be tightened starting from the centre of joint towards the edge.

(xi) Planning of Ends

Planning of ends of members like column ends shall be done by grinding when so specified in the design. Planning of butt welded members shall be done after these have been assembled, the spare edges shall be removed with grinding machines or files. The following tolerances shall be permitted on member that have been planned.

- On the length of the member having both ends planed, maximum + 2 mm with respect to design.

- Level differences of planed surfaces, maximum 0.3 mm.

- Deviation between planed surface and member's axis maximum 1/1500.

(xii) Holes for Field Joints

Holes for field joints shall be drilled in the shop to final diameters and tested in the shop, with trial assemblies. When three-dimensional assembly is not possible in the shop, the holes for field joints may be drilled in shop and reamed on site after erection, on approval by the Engineer-in-charge. For bolted steel structures, trial assembly in shop is mandatory. The tolerance for spacing of holes shall be + 1 mm.

(xiii) Tolerances

All tolerances regarding dimensions, geometrical shapes and sections of steel structures, shall be as per Annexure B, if not specified in the drawing.

(xiv) Marking for Identification

All elements and members prior to dispatch for erection shall be shop marked. The members shall be visibly marked with a weather proof light colored paint. The size and thickness of the numbers shall be chosen as to facilitate the identification of members. For the small members that are delivered in bundles or crates, the required marking shall be done on small metal tags securely tied to the bundle, while the crates shall be marked directly. Each bundle or crate shall be packed with members for one and the same assembly; in the same bundle or crate, general utility members such as bolts, nuts etc. may be packed. All bill of materials showing weight, quality and dimension of contents shall be placed in the crates.

The members shall be marked with a durable paint, in a visible location, preferably at one end of the member so that these may be easily checked during storage and erection. All members shall be marked in the shop before inspection and acceptance. When the member is being painted, the marking area shall not be painted but bordered with white paint. The marking and job symbol shall be registered in all shop delivery documents (transportation, for erection etc.)

(xv) Shop Test Pre-assembly

For steel structures that have the same type of welding the shop test pre-assembly shall be performed on one out of every 10 members minimum. For bolted steel structures, shop test pre-assembly is mandatory for all elements as well as for the entire structure in conformity with previous Clause.

3.9 Shop Inspection and Approval

(i) General

The Engineer-in-charge or their representative shall have free access at all responsible times to the contractor's fabrication shop and shall be afforded all reasonable facilities for satisfying himself that the fabrication is being undertaken in accordance with drawings and specifications. Technical approval of the steel structure in the shop by the Engineer-in-charge is mandatory. The contractor shall not limit the number and kinds of tests, final as well as intermediate once, or extra tests required by the Engineer-in-charge. The contractor shall furnish necessary tools, gauges, instruments etc. and technical non-technical personnel for shop tests by the Engineer-in-charge, free of cost.

(ii) Shop Acceptance

The Engineer-in-charge shall inspect and approve at the following stages:

The following approvals may given in shop:

- Intermediate approvals of work that cannot be inspected later.
- Partial approvals
- Final approvals

Intermediate approval of work shall be given when a part of the work is preformed later:

- Cannot be inspected later
- Inspection would be difficult to perform and results would not be satisfactory.

Partial approval in the shop is given on members and assemblies of steel structures before the primer coat is applied and includes:

- Approval of materials
- Approval of field joints
- Approval of parts with planed surfaces
- Test erection
- Approval of members
- Approval of markings
- Inspections and approvals of special features, like Rollers, loading platform mechanism etc.

During the partial approval, intermediate approvals as well as all former approvals, shall be taken in to consideration.

(iii) Final approval in the Shop

The final approval refers to all elements and assemblies of the steel structures, with shop primer coat, ready for delivery from shop to be loaded for transportation, or stored.

The final approval comprises of:

- Partial approvals
- Approval of shop primer coat
- Approval of mode of loading and transport
- Approval of storage (for materials stored)

3.10 Painting and Delivery

(i) Preparation of parts for shop painting: Painting shall consist of providing at least one coat of red oxide zincchromate primer to steel members before dispatch from shop. Primer coat shall not be applied unless:

- Surface have been wire brushed, cleaned of dust, oil, rust or sand blasted as per the requirement and direction of Engineer-in-charge etc.
- Erection gaps between members, spots that cannot be painted or where moisture or other aggressive agents may penetrate, have been filled with an approved type of oil and putty.
 - The surface to be painted are completely dry.
- The parts where water of aggressive agents may collect (during transportation, storage, erection and operation) are filled with putty and provided with holes for drainage of water.
 - Members and parts have been inspected and accepted
 - Welds have been accepted.

The following are not to be painted or protected by any other product:

- Surface which are in the vicinity of joints to be welded at site.
- Surfaces bearing markings
- Other surfaces indicated in the design.

The following shall be given a coat of hot oil or any approved resistant lubricant only.

- Planed surfaces
- Holes for links

The surfaces that are to be embedded or in contact with the concrete shall be given a coat of cement wash. The surfaces which are in contact with the ground, gravel or brick work and subject to moisture, shall be given bituminous coat. The other surfaces shall be given a primer coating. Special attention shall be given to locations not easily accessible, where water can collect and which after assembly and erection cannot be inspected, painted and maintained. Holes shall be provided for water drainage and in accessible box type sections shall be hermetically sealed by welds.

If specified elsewhere, in the schedule of quantities, the contractor shall paint further coats of red-oxide after erection and placing in position of the steel structures.

(ii) Packing, transportation, delivery

After final shop acceptance and marking, the item shall be packed and loaded for transportation. Packing must be adequate to protect item against warping during loading and unloading. Proper lifting devices shall be used for loading, in order to protect items against warping. Slender projecting parts shall be braced with additional steel bars, before loading, for protection against warping during transportation. Loading and transportation shall be done in compliance with transportation rules. If certain parts cannot be transported in the lengths stipulated in the design, the position and type of additional splice joints shall be approved by the Engineer-in-charge. Items must be carefully loaded on platforms of transportation means to prevent warping, bending or falling during transportation. The small parts such as fish-plates, quests etc. shall be securely tied with wire to their respective parts. Bolts, nuts and washers shall be packed and transported in crates. The parts shall be delivered in the order stipulated by the Engineer-in-charge and shall be accompanied by document showing:

- Quality and quantity of structure or members
- Position of member in the structure
- Particulars of structure
- Identification number job symbol.

3.11 Field Erection

The erection work shall be permitted only after the foundation or other structure over which the steel work will be erected is approved and is ready for erection.

The contractor shall satisfy himself about the levels, alignment etc. for the foundations well in advance, before starting the erection. Minor chipping etc. shall be carried out by the contractor on his expense.

Any faulty erection done by the contractor shall be made good at his own cost.

Approval by the Engineer-in-charge or their representatives at any stage of work does not relieve the contractor of any of his required guarantees of the contract.

Storage and preparation of parts prior to erection

The storage place for steel parts shall be prepared in advance and got approved by the Engineer-in-charge before the steel structures start arriving from the hop. A platform shall be provided by the Contractor near the erection site for preliminary erection work. The contractor shall make the following verifications upon receipt of material at site.

- For quality certificates regarding materials and workmanship according to these general specifications and drawings.
- Whether parts received are complete without defects due to transportation, loading and unloading and defects, if any, are well within the admissible limit.

For the above work sufficient space must be allotted in the storage area which will be arranged by the contractor without any extra cost to the department. Steps shall be taken to prevent warping of items during unloading. The parts shall be unloaded, stored and stored so as to be easily identified. The parts shall be stored according to construction symbol and markings so that these may be taken out in order or erection. The parts shall be at least 150 mm clear from ground on wooden or steel blocks for protection against direct contact with ground and to permit drainage of water. If rectification of members like straightening etc. are required, these shall be done in a special place allotted which shall be adequately equipped. The parts shall be clean when delivered for erection.

(vi) Erection & Tolerances

Erection in general shall be carried out as required and approved by the Engineer-in-charge. Positioning and levelling of the structure, alignment and plumbing of the stanchion and fixing every member of the structure shall be in accordance with the relevant drawings and to the complete satisfaction of the Engineer-in-charge.

The following checks and inspection shall be carried out before during and after erection.

- damage during transportation
- accuracy of alignment of structures
- erection according to drawings and specifications
- progress and workmanship.

In case there be any deviations regarding positions of foundations or anchor bolts, which would lead to erection deviations, the Engineer-in-charge shall be informed immediately. Minor rectifications in foundations, orientation of bolts holes etc. shall be carried out as part of the work, at no extra cost. The various parts of the steel structure shall be so erected so to ensure stability against inherent weight, wind and erection stresses. The structure shall be anchored and final erection joints completed after plan and elevation positions of the structural members have been verified with corresponding drawings and approved by the Engineer-in-charge. The bolted joints shall be tightened so that the entire surface of the bolt heads and nuts shall rest on the member. For parts with sloping surfaces tapered washers shall be used.

3.12 Final acceptance and handing over the structure

(i) At acceptance, the contractor shall submit the following documents:

- Shop and erection drawings – four sets soft copy and hardcopies
4 copies of each of the following:
- Shop acceptance documents quality certificate for structural, plates, etc. (electrodes, welding wire, bolts, nuts, washers etc.)
- List of certified welders who worked on erection of structures.
- Acceptance and intermediate control procedure of erection operations.

(ii) Approval by the Engineer-in-charge at any stage of work does not relieve the contractor of any of his required guarantees of the contract.

3.13 Method of Payments

Payment for steel work shall be made on basis of admissible weight of the structure accepted, the weight being determined as described below:

The rate for supply, fabrication and erection, shall include cost of all handling and transportation to Owner's store/site of work where supply and fabrication only are involved, trimming, straightening, edge preparation, preparation and getting reviewed of fabrication drawings, and providing one or more coat of Red-oxide zinc chromate primer as specified in the schedule of quantity.

In the case, Owner supplies materials the rate shall include cost of steel materials taking delivery of the materials, from owner's store all handling and rehandling, loading and unloading, transport to site or work, returning of surplus materials to owner's stores etc. complete as well as the cost of all handling and transport, scaffolding, temporary supports, tools and tackles, touching up primer coat, grouting etc.

The actual lengths installed shall be measured and the weight of structural material/plate shall be calculated wherever necessary on the basis of IS handbook. If sections are different from IS section, then manufacturers handbook shall be adopted. No allowance in weights shall be made for rolling tolerance.

Sections built out of plates, structural shall be paid on the actual weight incorporated except for gussets which will be paid on the weight of the smallest rectangle enclosing the shape. No deductions shall be made for skew cuts in rolled steel sections.

Welds, bolts, nuts, washers, etc. shall not be measured. Rate for structural steel work shall be deemed to include the same. No other payment either for temporary works connected with this contract or for any other item such as welds, shims, pacing plates etc. shall be made. Such item shall be deemed to have been allowed for in the rate quoted for steel work.

3.14 Grouting of Pockets

- (i) Grouting of pockets and under base plates will be done only after the steel work has been levelled and plumbed and the bases of stanchions are supported by steel shims. The space below the base plate and pockets shall be thoroughly cleaned.
- (ii) The mortar used for grouting shall not be leaner than 1:2 (1 cement: 2 sand) (grade 300 in case of concrete) or as is specified and shall be mixed to the minimum consistency required. It shall be poured under suitable head and tamped until the space has been completely filled.

3.15 Tolerances allowed in the erection of building without cranes.

The maximum tolerances for line and level of the steel work shall be + 3.00 mm on any part of the structure. The structure shall not be out of plumb more than 3.5 mm on each 10 M. section of height and not more than 7.0 mm per 30 M. section. These tolerances shall apply to all parts of the structure unless the drawings issued for erection purposes state otherwise.

3.16. Contractor to submit shop drawing for all structural steel work for approval. The work at site should commence only after getting the shop approved.

3.17. Contractor to get erection scheme approved before commencement of erection of trusses.

3.18. B. REINFORCEMENT BARS:

3.1 The contractor shall procure TMT bars of Fe500D grade from primary producers such as SAIL, Tata Steel Ltd., RINL, JSPL & JSW. The TMT bars procured from primary producers shall confirm to manufacture's specifications/ BIS specifications.

3.2 The specifications of TMT bars procured from primary producers shall meet the provisions of IS 1786 : 2008 pertaining Fe 500D grade of steel as specified in the tender.

3.3 The contractor shall have to obtain and furnish factory test certificates to the Engineer - in-charge in respect of all supplies of steel brought by him to the site of work.

3.4 Samples shall also be taken and got tested by the Engineer -in-Charge as per the provisions in this regard in relevant BIS codes. In case the test results indicate that the steel arranged by the contractor does not conform to the specifications as defined, the same shall stand rejected, and it shall be removed from the site of work by the contractor at his cost within a week time or written orders from the Engineer-in-Charge to do so. Else the department shall remove it and recover double the cost of removal from the contractor.

3.5 The steel reinforcement bars shall be brought to the site in bulk supply of 20 tonnes or more, or as decided by the Engineer -in-charge.

3.6 The steel reinforcement bars shall be stored by the contractor at site of work in such a way as to prevent their distortion and corrosion, and nothing extra shall be paid on this account. Bars of different sizes and lengths shall be stored separately to facilitate easy counting and checking.

3.7 Coating of aqueous exhibitor.

3.8 For physical and chemical test, specimens of sufficient length shall be cut from each size of the bar at random, and at frequency not less than that specified below:

Size of Bar	or Consignment below 100 tonnes	For consignments above 100 tonnes
Under 10 mm dia bars	One sample (Three specimen) for each 25 tonnes or part thereof	One sample for each 40 tonnes or part thereof
10 mm to 16 mm dia bars	One sample (Three specimen) for each 35 tonnes or part thereof	One sample for each 45 tonnes or part thereof
Over 16 mm dia bars	One sample (Three specimen) for each 45 tonnes or part thereof	One sample for each 50 tonnes or part thereof

3.8 The contractor shall supply free of charge the steel required for testing including its transportation to testing laboratories. The cost of tests shall be borne by the contractor/ Department in all manner:

3.9 The actual issue and consumption of steel on work shall be regulated and proper accounts maintained as provided in the

contract. The theoretical consumption of steel shall be worked out as per procedure prescribed in clause 42 of the contract and shall be governed by conditions laid therein. In case the consumption is less than theoretical consumption including permissible variations recovery at the rate so prescribed shall be made. In case of excess consumption no adjustment shall be made.

3.10 The steel brought to site and the steel remaining unused shall not be removed from site without the written permission of the Engineer-in-charge.

3.11 For the purpose of payment, the actual weight of steel reinforcement / structural steel sections/ plates / bolts and nuts shall be measured as below:

(i) Unit weight for reinforcement bars: The actual weight per meter of the reinforcement of various diameters shall be measured for three random samples collected (for each diameter of steel reinforcement) from each lot of particular diameter of steel reinforcement brought to the site for use in the work. For this, each sample (one sample consisting of three specimens) for each diameter of steel reinforcement shall be cut to require lengths and weighed and average weight calculated and recorded. The average weight for each type of steel section and steel reinforcement of each diameter shall be taken as the actual weight per metre for that steel section and that diameter of steel reinforcement.

(ii) In case actual unit weight is less than standard unit weights mentioned in CPWD Specifications 2019 Volume 1, but within variation, in such cases payment shall be made on the basis of actual unit weight. However, if actual unit weight is more than standard unit weights mentioned in CPWD Specifications 2019 Volume 1, then payment shall be made on the basis of standard unit weight in such cases. In such case nothing extra shall be paid for difference in actual weight and standard weight.

3.12 Contractor to submit Bar Bending Schedule (BBS) for reinforcement steel work for approval. The RCC work should commence only after getting the BBS approved and signing of pour card by Engineer-in-charge.

3.13 The work shall be carried out as per the CPWD specifications.

4.0 ADDITIONAL CONDITIONS AND PARTICULAR SPECIFICATION FOR CEMENT

4.1 The contractor shall procure 43 grade (conforming to IS:8112) ordinary Portland cement as required in the work, from reputed manufacturers of grey cement having a production capacity of one million tonnes or more per annum holding license to use ISI certification mark for their product. Supply of cement shall be taken in 50 Kg. bags bearing manufacturer's name and ISI marking.

4.2 Every delivery of cement shall be accompanied by producer's certificate confirming that the supplied cement conforms to relevant specifications. These certificates should be endorsed to Engineer-in-charge for his record.

4.3 For each grade, cement bags shall be stored in two separate godowns, one for tested cement and the other for fresh cement (under testing) constructed by the contractor at his own cost as per sketch given in General Conditions of Contract for CPWD 2014 with weather proof roofs and walls. The actual size of godown shall be as per site requirements and as per the direction of the Engineer in charge and nothing extra shall be paid for the same. The decision of the Engineer-in-charge regarding the capacity required/needed will be final. However, the capacity of each godown shall not be less than 100 tonnes or as decided by Engineer-In-Charge.

4.4 Each godown shall be provided with a single door with two locks. The keys of one lock shall remain with CPWD/DTU Engineer-in-charge or his authorized person and that of other lock with the authorized agent of the contractor at the site of work so that the cement is issued from godown according to the daily requirement with the knowledge of both the parties. The account of daily receipt and issue of cement shall be maintained in a register in the prescribed Performa and signed daily by the contractor or his authorized agent in token of its correctness. The contractor shall be responsible for the watch & ward and the safety of the cement godown. The contractor shall facilitate the inspection of the cement godown by the Engineer-in-charge any time.

4.5 The contractor shall supply free of charge the cement required for testing including its transportation cost to testing laboratories. Samples of cement arranged by the contractor shall be taken by the Engineer-in-charge and got tested in accordance with provisions of relevant BIS codes. The cement shall be used on the work only after satisfactory test results have been received. In case the test results indicate that the cement arranged by the contractor does not conform to the relevant BIS codes, the same shall stand rejected, and it shall be removed from the site by the contractor at his own cost within a week's time of written order from the Engineer- in-charge to do so.

4.6 The cost of tests shall be borne by the contractor/Department in the manner indicated below:

- (i) By the contractor, if the results show that the cement does not conform to relevant BIS codes.
- (ii) By the Department, if the results show that the cement conforms to relevant BIS codes.

4.7 4.8 The actual issue and consumption of cement on work shall be regulated and proper accounts maintained as provided in clause 10 of the contract. The theoretical consumption of cement shall be worked out as per procedure

prescribed in clause 42 of the contract and shall be governed by conditions therein. No payment for excess consumption of cement will be allowed. However for consumption lesser than permissible theoretical variation, a recovery shall be made in accordance with conditions of contract of schedule A to F without prejudice to action for acceptance of work/item of reduced rate or rejection, as the case may be.

4.9. For non-schedule items, the decision of the Engineer-in-charge or successor thereof regarding theoretical quantity of cement which should have been actually used shall be final and binding on the contractor.

4.10 Cement brought to site and cement remaining unused after completion of work shall not be removed from site without written permission of the Engineer-in-charge.

4.11. Damaged /settled/expired cement shall be removed from site immediately by the contractor on receipt of notice in writing from the Engineer-in-charge. If he does not do so within three days of receipt of such notice, the Engineer-in-charge shall get it removed at the cost of the contractor.

5.0 ADDITIONAL conditions and particular specification for R.C.C. WORK (DESIGN MIX CONCRETE)

GENERAL:-

5.1 The RCC work shall be done with RMC of Design Mix Concrete, unless otherwise specified in the nomenclature of items, wherever letter M has been indicated, the same shall imply for the Design Mix Concrete. The Ready Mix Concrete shall be as per IS: 4926 and as per CPWD Specification and guide lines. For the nominal mix in RCC, CPWD specification shall be followed. The Design Mix Concrete will be designed based on the principles given in IS: 456, 10262 and SP 23. The contractor shall carry out design mixes for each class of concrete indicating that the concrete ingredients and proportions will result in concrete mix meeting requirements specified. The cement shall be actually weighed as presumption of each bag having 50 kg shall not be allowed. In case of use of admixture, the mix shall be designed with these ingredients as well. The specification mentioned herein below shall be followed for Design Mix Concrete.

INGREDIENTS

- i) Coarse Aggregate: - As per CPWD Specifications
- ii) Fine Aggregate: - As per CPWD Specifications.
- iii) Water: - As per requirements laid down in IS 456-2000 and CPWD specifications.
- iv) Cement: Cement arranged by the contractor will be OPC (in bags) conforming to IS : 8112.

5.2 Admixture:- Admixtures shall not be used without approval of Engineer-in-Charge. Wherever required, admixtures of approved quality shall be mixed with concrete to achieve the desired workability within specified water cement ratio. The admixture shall conform to IS: 9103. The chloride content in the admixture shall satisfy the requirement of BIS: 5075. The total amount of chlorides in the admixture mixed concrete shall also satisfy the requirements of IS: 456-2000

5.3 The contractor shall not be paid anything extra for admixture required for achieving desired workability without any change in specified water cement ratio for RCC / CC work.

5.4 Grade of concrete: - The characteristic compressive strength of various grades of concrete shall be given asbelow:-

Sl. No	Grade Designation	Compressive strength on 15cm cubes min 7 days (N/mm ²)	Specified characteristic compressive strength at 28 days (N/mm ²)	Minimum cement content * (Kg per cum)	Maximum water cement ratio
(i)	M-15	As per Design	15	240	0.5
(ii)	M-25	As per Design	25	330	0.4
(iii)	M-30	As per Design	30	340	0.4

5.5 The Concrete mix will be designed for minimum workability as specified in para 7 of IS-456-2000

5.6 WORKABILITY OF CONCRETE (UNLESS OTHERWISE SPECIFIED ELSEWHERE OR AS DECIDED BY ENGINEER IN CHARGE.

Placing Conditions	Degree of Workability	Slump (mm)
(1)	(2)	(3)
Lightly reinforced sections in slabs, beams, walls, columns	Low	25-75
Heavily reinforced section in slabs, beams, walls, columns.	Medium	50-100
Pumped concrete	Medium	75-100

- 5.7 The recommended values of slump for various members to confirm IS 456
- 5.8 In the designation of concrete mix letter M refers to the mix and the number to the specified characteristic compressive strength of 15 cm – Cube at 28 days expressed in N/mm². It is specifically highlighted that in addition to above requirement the maximum cement concrete for any grade shall not exceed 430 kg/cum.
- 5.9 The concrete design mix with or without admixture will be carried out by the contractor through IIT Delhi or NCBM Ballabgarh and as per direction of Engineer-In-Charge.
- 5.10 The various ingredients for mix design/laboratory tests shall be sent to the lab / test houses through the Engineer-In-Charge of the project and got it tested in approved laboratories as may be decided by the Engineer-in-charge immediately after award of work and the samples of such aggregate sent shall be preserved at site by the department. The admixture if used by contractor shall be at his own cost without any extra payment.
- 5.11 * Note : The Cement content means OPC Cement.
- 5.12 The contractor shall submit the mix design report from any of above approved laboratories like IIT Delhi, NCCBM Ballabgarh, PEC Chandigarh, and Shree Ram Testing Lab Delhi for approval of Engineer in charge within 30 days from the date of issue of letter of acceptance of the bid. No concreting shall be done until the mix design is approved.
- 5.13 In case of change of source or characteristic properties of the ingredients used in the concrete mix during the work, a revised laboratory mix design report conducted in approved by Engineer-In-Charge shall be submitted by the contractor as per the direction of the Engineer in charge.

APPROVAL OF DESIGN MIX

- (i) The mix design for a specified grade of concrete shall be done for a target mean compressive strength $F_{ck_m} = F_{ck} + 1.65s$

Where F_{ck} = Characteristic Compressive Strength at 28 days
 s = Standard deviation which depends on degree of quality control.

- (ii) The degree of quality control for this work is “good” for which the standard deviation (s) obtained for different grades of concrete shall be as per IS relevant IS Standards/ Codes.
- (iii) Out of the six specimen of each set, three shall be tested at seven days and remaining three at 28 days. The preliminary tests at seven days are intended only to indicate the strength to be attained at 28 days.

5.15 CHARGES FOR DESIGN MIX

- (i) All cost of mix designing and testing connected therewith including charges payable to the laboratory shall be borne by the contractor.

5.16 DESIGN MIX CONCRETE FROM FULLY AUTOMATIC COMPUTERISED CONCRETE BATCHING AND MIXING PLANT

- (i) Proportioning Concrete

In proportioning cement concrete, the quantity of both cement and aggregates shall be determined by weight. The cement shall be weighed separately from the aggregates. Water shall either be measured by volume in calibrated tanks or weighed. All measuring equipment shall be maintained in a clean and serviceable condition. The amount of mixing water shall be adjusted to compensate for moisture content in both coarse and fine aggregates. The moisture content of aggregates shall be determined in accordance with IS: 2386 (Part III). Suitable adjustments shall also be made in the weights of aggregates to allow for the variation in weight of aggregates due to variation in moisture content.

- (ii) Production of Concrete

The concrete shall be RMC produced in a central batching and mixing plant with, computerized printing for contents and admixture dosage. The batching plant shall be fully automatic. Automatic batcher shall be charged by devices which, when actuated by a Single starter switch will automatically start the weighing operation of each material and stop automatically, when the designated weight of each material has been reached. The batching plant shall have automatic arrangement for dispensing the admixture and shall also be capable of discharging water in more than one stage. A print out from the batching plant for every lot shall be submitted. A batching plant essentially shall consist of the following components: Separate storage bins for different sizes of aggregates, silo for cement; and water storage tank.

Batching equipment
 Mixers
 Control panels

Mechanical material feeding and elevating arrangements

The Contractor shall arrange for inspection of automatic batching plant within seven days of issue of letter of award to facilitate inspection and approval of same by Engineer-In-Charge. Nothing extra will be paid for this.

(iii) The compartments of storage bins for aggregates shall be approximately of equal size. The cement compartment shall be centrally located in the batching plant. It shall be watertight and provided with necessary air vent, aeration fittings for proper flow of cement & emergency cement cut off gate. The aggregate and sand shall be charged by power operated centrally revolving chute. The entire plant from mixer floor upward shall be enclosed and insulated. The batch bins shall be constructed so as to be self-cleansing during drawdown. The batch bins shall in general conform to the requirements of IS: 4925.

(iv) The batching equipment shall be capable of determining and controlling the prescribed amounts of various constituent materials for concrete accurately i.e. water, cement, sand, individual size of coarse aggregates etc. The accuracy of the measuring devices shall fall within the following limits.

Measurement of Cement	±2% of the quantity of cement in each batch
Measurement of Water	±3% of the quantity of water in each batch
Measurement of Aggregate	±3% of the quantity of aggregate in each batch
Measurement of Admixture	±3% of the quantity of admixture in each batch

5.17 Mixing Concrete

The mixer in the batching plant shall be so arranged that mixing action in the mixers can be observed from the operator's station. The mixer shall be equipped with a mechanically or electrically operated timing, signaling and metering device which will indicate and assure completion of the required mixing period. The mixer shall have all other components as specified in IS: 4925.

5.18 Transportation, Placing and Compaction of Concrete

(i) Mixed concrete from the batching plant shall be transported to the point of placement by transit mixers or through concrete pumps or steel closed bottom buckets capable of carrying 6 cum concrete. In case the concrete is proposed to be transported by transit mixer, the mixer speed shall not be less than 4 rev/ min. of the drum nor greater than a speed resulting in a peripheral velocity of the drum as 70 m / minute at its largest diameter. The agitating speed of the agitator shall be not less than 2 rev / min. nor more than 6 rev / min. of the drum. The number of revolutions of the mixing drum or blades at mixing speed shall be between 70 to 100 revolutions for a uniform mix, after all ingredients, have been charged into the drum. Unless tempering water is added, all rotation after 100 revolutions shall be at agitating speed of 2 to 6 rev / min. and the number of such rotations shall not exceed 250. The general construction of transit mixer and other requirements shall conform to IS: 5892.

(ii) In case concrete is to be transported by pumping, the conduit shall be primed by pumping a batch of mortar / thick cement slurry through the line to lubricate it. Once the pumping is started, it shall not be interrupted (if at all possible) as concrete standing idle in the line is liable to cause a plug. The operator shall ensure that some concrete is always there in the pump-receiving hopper during operation. The lines shall always be maintained clean and shall be free of dents.

(iii) Materials for pumped concrete shall be batched consistently and uniformly. Maximum size of aggregate shall not exceed one-third of the internal diameter of the pipe. Grading of aggregate shall be continuous and shall have sufficient ultra fine materials (materials finer than 0.25mm). Proportion of fine aggregates passing through 0.25mm shall be between 15 & 30% and that passing through 0.125 mm sieve shall not be less than 5% of the total volume of aggregate. When pumping long distances and through hot weather, set- retarding admixtures may be used. Admixtures to improve workability can be added. Suitability of concrete shall be through pumping shall be verified by trial mixes and by performing pumping tests.

5.19 PREPARATION OF MIXES AS PER APPROVED DESIGN MIX AND CONDUCTING CONFIRMATORY TEST AT FIELD LAB.

(i) The contractor shall make the cubes of trial mixes as per approved Mix design at site laboratory for all grades, in presence of Engineer in charge using sample of approved materials proposed to be used in the work prior to commencement of concreting and get them tested in his presence to his entire satisfaction for 7 days and 28 days. Test cubes shall be taken from trial mixes as follows.

For each mix, a set of six cubes shall be made from each of the three consecutive batches. Three cubes from each set of six shall be tested at age of 7 days and remaining three cubes at age of 28 days. The cubes shall be made, cured, transported and tested strictly in accordance with specifications. The average strength of nine cubes at age of 28 days shall exceed the specified target mean strength for which design mix has been approved, the evaluation of test results will be done as per IS : 456-2000.

5.20 WORK STRENGTH TEST

TEST SPECIMEN

Work strength test shall be conducted in accordance with IS: 516 on random sampling. Each test shall be conducted on six specimen, three of which shall be tested at 7 days and remaining three at 28 days. Additional samples shall be prepared, if required, as per direction of Engineer in charge for testing samples cured by accelerated method as described in IS: 9103.

TEST RESULTS OF SAMPLE

The test results of the sample shall be the average of the strength of three specimen. The individual variation shall not be more than + - 15 percent of the average. If more, the test results of the sample are invalid. 90% of the total tests shall be done at the laboratory established at site by the contractor and remaining 10% in the laboratory of Government Engineering colleges, or in any other approved laboratory as directed by the Engineer-in-charge.

5.21 STANDARD FOR ACCEPTANCE

- i) Standard of acceptance shall be same as specified in clause 16 of IS 456-2000.
- ii) In order to keep the floor finish as per direction of Engineer-in-charge and as per Architectural drawings and to provide required thickness of the flooring as per specification, the level of top surface of RCC shall be accordingly adjusted at the time of its centering, shuttering and casting for which nothing extra shall be paid to the contractor.

5.22 Ultrasonic Pulse Velocity Method of Test for RCC

- i) The underlying principle of assessing the quality of concrete is that comparatively higher velocities are obtained when the quality of concrete in terms of density, homogeneity and uniformly is good. The consistency of the concrete as regards its general quality gets established. In case of poorer quality lower velocities are obtained. If there are cracks, voids or flaws inside the concrete which come in the way of transmission of pulse, lower velocities are obtained.
- ii) The quality of concrete in terms of uniformity, incidence or absence of internal flaws, cracks and segregation etc. indicative of the level of workmanship employed, can thus be assessed using the guidance given in table below, which have been evolved for characterizing the quality concrete in structure in term of the ultrasonic pulse velocity.

Velocity criterion for Concrete Quality Grading.

Sl. No.	Pulse velocity by Cross Probing (km/sec)	Concrete Quality Grading
1	Above 4.5	Excellent
2	4.5 to 3.5	Good
3	3.5 to 3.0	Medium
4	Below 3.0	Doubtful

Note : In Case of “doubtful” quality it may be necessary to carry further tests.

- iii) Pulse velocity method of test of concrete is to be conducted for DTU works as a routine test. The acceptance criteria as per the above table will be applicable which is as per IS 13311 (part-1): 1992. From the above “Good” and “Excellent” grading are acceptable and below these grading the concrete will not be acceptable.
- iv) 5% of the total number of RCC members in each category i.e. beam, column, slab and footing may be tested by UPV test method for establishing quality of concrete. It is suggested that test be conducted on RCC beam near joint with column, on RCC column near joint with beam, on RCC footings and rafts. On RCC rafts a suitable grid can be worked out for determining number of tests. In addition doubtful areas such as honeycombed locations, locations, where continuous seepage is observed, construction joints and visible loose pockets will also be tested.
- v) The test results are to be examined in view of the above acceptance criteria “Good” and “Excellent” and wherever concrete is found with less than required quality as per acceptance criteria, repairs to concrete will be made. Honeycombed areas and loose pockets will be repaired by grouting using Portland Cement Mortar/Polymer Modified Cement Mortar /Epoxy Mortar etc. after chipping loose concrete in appropriate manner. In areas where concrete is found below acceptance criteria and defects are not apparently visible on surface ,injecting approved grout in appropriate proportion using epoxy grout /acrylic Polymer modified cements slurry made with shrinkage compensating cement / plain cement slurry etc will be resorted to for repairs.(refer relevant chapters from CPWD Hand Book on Repairs and Rehabilitation of RCC Buildings).Repair to concrete will be done till satisfactory results are obtained as per the acceptance criteria by retesting of the repaired area. If satisfactory results are not obtained dismantling and relaying of concrete will be done.

5.23 MEASUREMENT

As per CPWD specifications.

5.24 TOLERANCES

As per CPWD specifications

5.25 RATE:-

- i) The rate includes the cost of materials and labour involved in all the operations described above except for the cost of centering, shuttering and reinforcement, which will be paid separately.
- ii) In case of actual average compressive strength being less than specified strength which shall be governed by para ‘Standard of Acceptance’ as above the rate payable shall be worked out accordingly on prorata basis.
- iii) In case of rejection of concrete on account of unacceptable compressive strength, governed by para ‘Standard of Acceptance’ as above, the work for which samples have failed shall be redone at the cost of contractors. However, the Engineer in charge may order for additional tests (like cutting cores, ultrasonic pulse velocity test, load test on structure or part of structure etc) to be carried out at the cost of contractor to ascertain if the portion of structure wherein concrete represented by the sample has been used, can be retained on the basis of results of individual or combination of these tests. The contractor shall take remedial measures necessary to retain the structure as approved by the Engineer in charge without any extra cost. However, for payment, the basis of rate payable to contractor shall be governed by the 28 days cube test results and reduced rates shall be regulated in accordance with para 5.4.13 of Revised CPWD specification 2019, Vol.-I.
- iv) As per general engineering practice, level of floors in toilet / bath, balconies, shall be kept 12 to 20mm or as required, lower than general floors shuttering should be adjusted accordingly. The landing level of mummy / Staircase cabin shall be kept one riser level higher than adjoining slab level so as to accommodate water proofing treatment over terrace slab. In case of kitchen slab the portion of floor trap below kitchen platform be kept at lower level as per drawings. Nothing extra is payable on this account.
- v) For the execution of centering and shuttering, the contractor shall use propriety “Reebole” chemical mould release agent of FOSROC or equivalent as shuttering oil as approved by Engineer-in-charge and nothing extra shall be paid on this account.

5.26 COVER/SPACER BLOCK

The contractor shall provide approved type of support for maintaining the bars in position and ensuring required spacing and correct cover of concrete to reinforcement as called for in the drawings, spacer blocks of required shape and size. Chairs and spacer bars shall be used in order to ensure accurate positioning of reinforcement. Spacer blocks shall be cast well in advance with approved proprietary pre-packed free flowing mortars (Conbextra as manufactured by M/S Fosroc Chemicals India Ltd. or equivalent as approved by the Engineer-in-charge at his discretion) of high early strength and same colour as surrounding concrete, Pre-cast cement mortar/concrete blocks/blocks of polymer shall not be used as spacer blocks unless specially approved by the Engineer-in-charge, rate of RCC items is inclusive of cost of such coverblocks.

6.1 FALSE CEILING

(i) General

Work shall in general be carried out as per the CPWD specification. Modular and acoustical false ceiling shall be provided and installed in all areas. All ceilings in the office areas, pantry and all service areas shall be openable, where provided in drawing and nothing extra shall be payable for provision for access panels.

The false ceiling material shall be of Gyp board, metal, acoustic modular tiles or calcium silicate mineral fibre ceiling tiles. The technical assistance and guidance is to be taken from the respective approved manufacturers and work shall be done strictly according to the manufacturer’s specifications and manuals. Material from original source shall only be used.

The false ceiling shall be got executed through authorized applicator of approved manufacturer only.

A sample of each finish shall be got approved before proceeding for bulk production. GI framing shall be erected as per recommendation of the manufacturer specification and approval of CPWD

No sagging, unlevelled stretch of work or chipped tiles shall be accepted. Contractor shall take full responsibility for its firmness with the structure.

The false ceiling comprises of Gypsum board, Acoustical Ceiling Tiles and Metallic Tiles. The Gypsum board false ceiling is to be in different shapes. Such as Vaults, Coffers, cove’s and Plain in unison with Acoustical Ceiling Tiles and Metallic Tiles Ceiling. The technical assistance and guidance is to be taken from manufacturers and work has to be done according to the

manufacturer's specifications and manuals. A sample of each finish shall be got approved before proceeding for bulk production. GI

Framing shall be erected as per recommendation of the manufacturer specification and approval of the Engineer-in-charge. The main contractor shall engage specialized agency and submit its credentials to Engineer-in-charge for approval. The criteria for setting the terms and conditions shall be broadly in line with CPWD criteria for similar works. The work shall be taken up only when specialized agency is approved in writing by Engineer-in-charge.

False ceiling work shall be carried out in accordance with the actual site conditions at different /split-levels. Any sagging, unlevelled stretch of work shall be redone /replaced and made good, at no extra charge, to the satisfaction of Engineer-in-charge. No compensation shall be paid on account of provision /coverage of openings for lighting fixtures, air-conditioning ducts and the likes as detailed in drawings and /or directed.

6.2 GLASS AND GLAZING WORK

GENERAL

A sensitive use of clear glass and glass with frosted 3M film shall be used in the interiors to admit natural light and give privacy to areas. All glass above 300mm x 300mm should be tempered/ toughened. Frameless glass used should be highly polished edges using CNC machines.

a) Glazing

The contractor shall furnish all labour, material and equipment required completing the installation of all glass and related items. A glass shall be of the type, quality, and substance specified in the schedule of quantities. The contractor shall cut glass sizes by field measurements or dimensions of the approved shop drawings. The responsibility for correct glass sizes shall rest with the contractor. No cracked, chipped or disfigured glass shall accepted, and the contractor shall replace all breakages or faulty installation without extra cost.

The glass shall be set in wood or metal glazing straps and metal sash with elastic glazing and compound. The glass shall be beaded first and so installed as to achieve a completely watertight result. The opaque glass, where called for, shall be set with the smooth surface outside. At the completion of the work all glass shall be thoroughly cleaned off paint and other marks removed. No cracked, chipped or disfigured glass shall be accepted, and the contractor shall replace all breakage or faulty installation without extra cost to the owner before acceptance of fit-out.

All vision glasses shall be float glass of specified thickness. The edges shall be beveled as indicated in drawings and shall be done at approved source.

The Etching wherever specified in drawings, shall be done at approved sources as per full-scale drawing approved by Engineer-in-charge / Project Manager. The etched panel shall be chemically washed /treated as per specialist specifications to have a permanent dust free surface.

The Contractor shall be responsible for protecting all mirrors and glasses fixed by him and shall replace at his own expense any broken or damaged mirror / glass caused through lack of adequate protection or care in installation or handling.

b) Tempered / Toughened Glass:

Tempered /Toughened glass shall be examined by the glass manufacturer to detect and discard any glass which exceeds the following tolerance: 1.5mm bow in 600mm; 3mm bow in 1500mm; 6mm bow in 3000mm; 9 mm bow in 4500mm. Where the strengthening process results in essentially parallel ripples or waves, the deviation from flatness at any peak shall not exceed 0.13 mm and the difference between adjacent peaks shall not exceed 0.13mm. Where bow tolerance and wave tolerance differ, the stricter requirements shall govern. Direction of ripples shall be consistent and in conformance with architectural design.

Following test shall be also carried out by the contractor at his own cost as per following provisions.

Thickness	Impact Strength	Fragmentation	Surface Compression	Bending Strength
IS-2835-1987	IS-2553-PART-I	IS-2553-PART-I	ASTM C-1048-90	DIN 1249-PART – 12

c) Float Glass

Glass that gives distorted reflections will not be accepted. Reflections due to pressure, paints poor manufacturing process, uneven thickness or poor storage are some of the reasons for distortion. All clear float glass quality should conform to BS – 952 and ASTM C 1036 – 90.

d) Mirrors

Mirrors shall be fabricated from best clear plate or float glass of approved quality in imported variety and shall match the International Standards. All fixed panel mirrors shall be +/- 0.30mm tolerance. The edges of mirrors shall be polished and beveled and mitered as per I.S. specifications wherever, it's indicated in the drawing.

6.3 FLOORING:-

All work in general shall be carried out as per CPWD Specification. Only machine cut stone slabs of marble, granite, Kota, jaiselmer etc. shall be used for flooring work.

Wherever flooring is to be done in patterns of tiles/stone, the contractor shall get samples of each pattern laid and approved by the Engineer-in-charge before final laying of such flooring for which nothing extra shall be paid.

Different stones/tiles used in pattern flooring shall be measured separately as defined in the nomenclature of the item and nothing extra for laying pattern flooring shall be paid over and above the quoted rate. No additional wastage, if any, shall be accounted for any extra payment.

Nothing extra shall be payable for using combination of marble, granite, Kota, sand stone slabs & ceramic tiles in the required pattern at various locations.

Nothing extra will be paid for the additional thickness of bed mortar that will be required to achieve uniform finished surface on account of difference in specified thickness of marble, granite, Kota stone, sand stone & ceramic tiles.

Flooring in toilets, verandah, kitchen, courtyard etc. shall be laid to the required slope/gradient as per the directions of the Engineer-in-charge.

Samples of the materials shall be got approved from the Engineer-in-charge well in time and kept in safe custody at the site till completion of work.

The pattern, spacing and locations of joints shall be as per drawings and direction of the Engineer-in-charge. Nothing extra on this account shall be payable.

Projections shall be rounded at the edges or half rounded as per drawings and directions of Engineer-in-charge for which payment shall be made separately if necessary.

The samples of flooring dado & skirting as per approved pattern shall be prepared and got approved from the Engineer-in-charge before execution of work.

Kota/ marble/granite stone used over the treads/risers of the stair cases shall be as per pattern approved by Engineer-in-charge. Nothing extra on this account shall be payable.

Whenever the Kota stone/marble/granite stone flooring are to be provided in treads of staircase. It should be provided in one piece with pre finished nosing and pre polished exposed surfaces and edges.

Whenever Kota stone 25mm thick is used in skirting. It should be executed by making shallow chase in wall to given flush surface.

6.4 FINISHING

a) The work shall be done in accordance with CPWD Specifications -2019 Vol. I to Vol. II with upto date correction slips and the manufacturer's specifications where CPWD specifications are not available.

b) The quantity of paint required as per the theoretical consumption including wastages, if any, shall be procured from the approved manufacturer or his authorized dealers and deposited with the representative of the Engineer-in-Charge at site.

c) The paint shall be obtained in smaller packing (around 20 litre).

d) The paint shall be kept in the joint custody of the Department and the Contractor and day- to-day account of receipt and issue shall be maintained. However, the safe custody and watch and ward shall remain to be the responsibility of the Contractor. Nothing extra shall be payable on this account.

e) The name of the manufacturer, manufacturer's product identification, and manufacturer's mixing instructions, warnings and instructions for handling and application, toxicity and date of manufacturing and shelf life shall be clearly and legibly mentioned on the labels of each container. These details shall be kept in record. The material shall be consumed in the order of material brought to site, first come first consume basis. The Contractor shall obtain and submit to the Department the manufacturer's certificate for compliance of the various characteristics of the materials as per the manufacturer's specifications and also copy of the manufacturer's test report for the record.

f) Empty containers of the paints shall not be removed from site till the completion of the work unless otherwise permitted and shall be removed only with the permission of the Engineer-in-Charge or his authorized representative at site of work.

g) All arrangements for measuring, dosing etc. at site shall be made by the Contractor. Nothing extra shall be payable on this account.

h) The Contractor shall apply samples of each kind of paint for the approval of shade and colour as per the directions of the Engineer-in-Charge before procuring the paint in mass.

- i) All incidental charges of cartage, storage, wastage, safe custody, scaffolding, cost of samples and mock ups etc. shall be borne by the Contractor and no claim, whatsoever, shall be entertained on this account.
- j) For the item of Epoxy paint, it is clarified that the surface for painting shall be prepared by shot blasting. The metal surface shall be cleaned off any rust using sand/ emery paper and also by mechanical brush / power tool cleaning using grinder as required as per the manufacturer's specifications etc. The sand blasting as such is not required to be carried out on the surface. However the epoxy primer shall be applied immediately after the surface preparation.
- k) For the item of melamine polish, the item includes all the sand papering required to be carried out and wiped properly for cleaning all the loose dust particles. Necessary masking tapes are to be provided where different finishing work is to be carried out, so that the melamine polish does not spread to the other surfaces. Care should be taken while removing the masking tape, so that the surface is not damaged. Cost of melamine polish includes the cost of providing and removing the masking tapes wherever required. The surface shall be sand papered using emery paper no. 180, 320 and 400 as required. Any staining required shall be carried out by applying Apcolite Wood Stain or equivalent, to achieve the required colour and shade as directed by the Engineer-in-Charge. The item of melamine polish is deemed to include cost of such staining. Where French spirit polish is to be carried out the rate is inclusive of cost of staining and wood filler (Apcolite wood filler of Asian Paints or Asian NC Clear Wood filler or equivalent of other brands ICI and Pidilite Industries) if required. Nothing extra shall be payable on this account.

QUALITY ASSURANCE

For Quality Assurance the Contractor shall ensure that color and texture of finish coats, shall match the approved sample. Also, Color of priming coat shall be lighter than body coat.
Color of body coat shall be lighter than finish coat.
Color prime and body coats as required so as not to show through the finish coat and to mask surface imperfections.
Before starting application of each type of paint, the Contractor shall apply the paint to a specimen area, not to exceed 10 square meter and get finish and texture approved and shall use it as a sample for the remainder of the work.

6.5 STAINLESS STEEL HAND RAIL

The work shall be got executed as per CPWD Specifications and as per the manufacturer's specification through specialized agency as approved by the Engineer-in-Charge.

- i) Providing, fabricating and fixing in position welded built –up section using stainless steel section/pipes and connecting plates, of Grade S.S 304 (SS 316 Grade shall be used for exterior applications) and of required diameter & thickness as per the Engineer-in-charge structural Drawings and details, at the junctions of doors, on walls, other locations as directed etc. including cutting, welding, grinding, bending to required profile and shape, finish, hoisting, buffing and polishing, cutting chase / embedding in RCC / Masonry, fixing using stainless steel screws, nuts, bolts and washers or stainless steel fasteners as required to make it rigidly fixed & stable and making good the plaster/ flooring etc. all complete, at all floors and all levels as directed by the Engineer-in – Charge. Prototype samples to be approved by Engineer-in-charge before massfabrication.
- ii) Rate includes cost of all inputs of materials, labour, T&P, etc. involved in the work and all incidental charges to execute this item. However, for the purpose of payment only the actual weight of the stainless pipes and stainless steel plates provided and fixed shall be measured in kg.

7 PARTICULAR SPECIFICATION AND ADDITIONAL CONDITIONS FOR WATER PROOFING WORK

7.1. The work shall be got executed as per CPWD Specifications and as per the manufacturer's specification through specialized agency as approved by the Engineer-in-Charge.

The contractor shall furnish the following particulars immediately after the issue of letter of acceptance by the Department.
The name of the specialized firm.
The trade names of the product, which would be used.
List of works where the treatment has been used.
Quantity of chlorides and sulphides used in the product.

7.2.1 GENERAL

All the water proofing treatment shall be got executed through the specialized agencies. The specialized agencies shall be got approved from the Chief Engineer. The contractor shall furnish the following particulars immediately after the issue of letter of acceptance by the Department.
The name of the specialized firm.
The trade names of the product, which would be used.
List of works where the treatment has been used.
Quantity of chlorides and sulphides used in the product.

7.2.2 The water proofing treatment for the U.G. sump, terrace tank etc. shall be tested by filling the tanks completely with potable water and observing for leakage for minimum 72 hours. All the arrangements for testing including supplying water, closing all the outlets temporarily and restoring after the test etc. shall be made by the contractor at his own cost. The contractor at his own cost rectify any leakage noticed.

7.2.3 The specialist agency for waterproofing shall also grout the Nothing extra shall be payable on this account.

7.2.4 The water proofing treatment over the terrace slab, in the sunk / depressed slabs shall be tested by ponding water as specified for curing as well as observing for leakage for minimum 2 weeks. All the arrangements for testing including supplying water, making temporary bunds using mortar, removing bunds after testing etc. shall be made by the contractor at his own cost. The contractor at his own cost shall rectify any leakage noticed. Nothing extra shall be payable on this account.

7.3 Water proofing treatment for the basement walls and rafts.

7.3.1 The water proofing items shall be got executed through one of the approved agencies as per the list of approved agencies attached with the tender. The integral cement based water proofing treatment shall be as per the item description and as directed by Engineer-in-Charge.

7.3.2 The specialist agency for water proofing work shall provide necessary sleeves made out of G.I pipes / M.S. puddle flanges (payment for which shall be made under relevant item) in the water proofing treatment at base and the raft for release of uplift pressure till the pressure is taken by the rock anchors and the dead weight of the building. The necessary provisions shall be made for filling these sleeves with cement concrete of same grade and then pressure grouting these holes with polymer modified cement slurry using aluminum nipples etc. at a later date. However, the agency shall ensure complete watertightness of the raft and the water proofing treatment below raft. Junctions of the rock anchors with the concrete of the basement raft. Nothing extra shall be payable on this account and shall not be measured separately for payment.

7.3.3 The specialist agency for water proofing work shall also grout the junctions of the various service lines entering or coming out through the basement wall. Nothing extra shall be payable on this account and shall not be measured separately for payment.

7.3.4 The reinforced cement concrete provided in the base and walls of underground tanks shall be admixed with water proofing compound conforming to IS 2645. The guarantee for the water proofing treatment shall include dismantling and relaying the Reinforced cement concrete, if required for rectifying any defect in the water proofing treatment. Nothing extra shall be payable on this account and shall not be measured separately for payment.

7.3.5 Layout and Design: The layout and design of raft foundation shall be as per structural design / drawing to be supplied by the Engineer-in-Charge. The structural drawing shall be properly correlated with the architectural drawing of the work before actual execution. The discrepancy if any, thus notice shall be brought to the notice of Engineer-in-Charge for necessary correction.

7.3.6 The work shall be in general carried out in accordance with CPWD specifications with up-to-date correction slips. However if the said specifications differ from those detailed in the specifications of the particular item in the schedule of quantities attached or from the particular specifications given here under the later shall prevail.

7.3.7 The water proofing compound used in integral water proofing treatment shall satisfy all the performance requirements indicated in IS : 2645 and shall be got tested before its use. The compound shall be used @ 2% by weight of cement used or as recommended by the manufacturer.

7.3.8 Total quantity of the water proofing compound required shall be arranged only after obtaining the prior approved of the Engineer-in-Charge in writing. Materials shall be kept under double lock and key and proper account of the water proofing compound used in the work shall be maintained. It shall be ensured that the consumption of the compound is as per specified requirements.

GUARANTEE FOR WATER PROOFING TREATMENT

7.4 The contractor shall be fully responsible for and shall guarantee proper performance of the entire waterproofing system for a period of 10 (Ten) years from the final completion of works. In addition, specific 10 years written guarantee (to be furnished in a non-judicial stamp paper of value not less than Rs.100/-) in approved proforma shall be submitted for the performance of the system, before final payment and shall not in any way limit any other rights the Employer may have under the contract. Guarantee for water proofing shall comprises of all the items described above in particular specification.

7.5 All water-proofing work shall be carried out through approved specialist agency as per method of working approved by the Engineer-in-charge. However the Contractors shall be solely responsible for waterproofing treatment until the expiry of the above guarantee period.

7.6 Ten years guarantee in prescribed proforma attached shall be given by the contractor for the water proofing treatment. In addition 10% (ten percent) of the cost of these items of water proofing under this sub head shall be retained as guarantee to watch the performance of the work executed. However, half of this amount (withheld) would be released after five years from the date of completion of the work, if the performance of the waterproofing works is satisfactory. The remaining withheld amount shall be released after completion of ten years from the date of completion of work, if the performance of the waterproofing work is satisfactory. If any defect is noticed during the guarantee period, it should be rectified by the contractor within seven days of issuing of notice by the Engineer-in-Charge and, if not attended to, the same shall be got done through other agency at the risk and cost of the contractor and recovery shall be effected from the amount retained towards guarantee. In any case, the contractor and the specialist agency, during the guarantee period, shall inspect and examine the

treatment once in every year and make good any defect observed and confirm the same in writing. The security deposit can be released in full, if bank guarantee of equivalent amount, valid for the duration of guarantee period, is produced and deposited with the Department.

8 PARTICULAR SPECIFICATIONS – ALUMINIUMWORK FOR DOORS, WINDOWS AND PARTITIONS

8.1 The material for the work shall be procured from the approved manufacturer as per the list attached with the tender documents. The Contractor shall procure and submit samples of various materials to be used in the work for the approval of Engineer-in-Charge and no work shall commence before such samples are approved. Samples of un-anodized as well as anodized aluminium sections, neoprene gaskets, glass, stainless steel screws, anchor fasteners, hardware and any other material or components requiring approval of samples, in opinion of Engineer-in-Charge, shall be submitted for the approval as mentioned above. The above samples shall be retained as standards of materials and workmanship. The cost of the above samples shall be borne by the Contractor.

8.2 The Contractor shall prepare the shop drawings for the aluminium windows giving details of the various aluminium sections, neoprene gaskets, cleats, anchor fasteners, hardware, sealants, glass etc. and submit the same for the approval of Engineer-in-Charge. Nothing extra shall be payable on this account.

8.3 Only after the approval of the samples and the shop drawings by the Engineer-in-Charge, the Contractor shall procure the material for the work. All materials brought to the site by the Contractor, for use in the work, as well as fabricated components shall be subject to inspection and approval by Engineer-in-Charge. The Contractor shall, if required by the Engineer-in-Charge, produce manufacturer's test certificates for any material or particular batch of materials supplied by him.

8.4 The Contractor shall prepare a finished sample of the aluminium window along with glazing panel and fittings etc. for approval of workmanship and material. Nothing extra shall be payable on this account.

8.5 The Contractor shall get the necessary tests carried out in an approved laboratory, as specified. The tests carried out shall be as per relevant specifications / Standard Codes. One test for each lot of anodized aluminium section of each type shall be carried out. However, this is subject to at least one test for every 1,000 Kg or part thereof, for each type of section.

8.6 Aluminium sections to be used for doors, windows, ventilators and fixed glazing, partitions, false ceiling etc. shall be appropriate to meet technical, structural, functional and aesthetic considerations. The anodizing shall be carried out in an approved factory / workshop as specified in the tender documents.

8.7 The aluminium extruded sections shall conform to I.S. Designations HEIWP / HVIWP alloy, with chemical composition and technical properties as per I.S. 733 and I.S. 1285.

For sectional weight tolerance limits shall be (-) 0.5%. However, payment for extruded aluminium sections on weight basis shall be as per paras 10.25 (I) & (II).

FABRICATION

All joints shall be accurately fabricated and be hairline in appearance. The finished surface shall be free from visible defects.

8.11 Taking into consideration varying profiles of aluminium sections being extruded by approved manufacturers, the Contractor shall prepare detailed shop drawings of his proposal using suitable sections based on architectural design / drawings, adequate to meet the requirements / specifications laid down and as proposed by the manufacturer and these detailed shop drawings shall be subject to approval of the Engineer – in – Charge.

8.12 All hardware used shall conform to the relevant specifications and as per samples approved by the Engineer-in-Charge. Design, quality, type, number and fixing of hardware shall be generally in accordance with architectural drawings and as approved by the Engineer-in-Charge before use.

8.13 All doors, windows, ventilators and glazing etc. shall be made water tight with neoprene gaskets and weather silicone sealants to the satisfaction of the Engineer-in-Charge, for which nothing extra shall be payable.

8.14 The frames shall be strictly as per Architectural drawings, the corners of the frame being fabricated to the true right angles. Both the fixed frames and openable shutter frames shall be fabricated out of sections cut to required length, mitered and mechanically jointed for satisfactory performance. All members shall be accurately machine milled and fitted to form hairline joints. The jointing accessories such as aluminium cleats, stainless steel screws etc. shall not to cause any bi-metallic reaction by providing separators, wherever required. Nothing extra shall be payable for jointing accessories.

8.15 Mitered joints of the doors, windows, ventilators shutters and frames shall be either corner crimped or fixed with self tapping stainless steel screws of approved make and quality to heavy duty extruded aluminium cleats and sealed with weather silicone sealant, for which nothing extra shall be payable.

8.16 Vertical members of the aluminium frame work shall be embedded in the floors, wherever required, by cutting and making good of the floor. Nothing extra shall be payable on this account.

8.17 FIXING OF ALUMINIUM FRAME WORK

8.18 The screws used for fixing fixed aluminium frames of the aluminium windows to masonry walls / RCC members and aluminium members to other aluminium members shall be of stainless steel of approved make and quality and of stainless steel grade 304. Threads of machine screws used shall conform to requirement of I.S. 4218.

8.19 The aluminium frames of the gypsum board partition and the wooden rafter ceiling shall be fixed to masonry walls / RCC members using stainless steel anchor fasteners of grade 316, of Kundan or Arrow make and aluminium members to other aluminium members shall be fixed using stainless steel screws of approved make and quality and of stainless steel grade 304.

8.20 For the aluminium windows, the gap between the aluminium frames and the R.C.C / Masonry and also any gaps in the various sections shall be filled with weather silicone sealant DC 795 of Dow Corning or equivalent in the required bite size, to ensure water tightness including providing and fixing backer rod, wherever required. The weather silicone sealant shall be of such approved colour and composition that it would not stain or streak the masonry / R.C.C. work. It should not sag or flow and shall not set hard or dry out under any conditions of weather and shall be tooled properly. The weather silicone sealant shall be used as per the manufacturer's specifications and shall be of approved colour and shade. Any excess sealant shall be removed / cleared. Nothing extra shall be payable for the above.

8.21 Fixing of glass panes shall be designed in such a way that replacing damaged / broken glass panes is easily possible without having to remove or damage any members or interior finishing materials.

ANODIZING

(I) Aluminium sections shall be anodized as per I.S. 7088 – 1973. Anodizing to be as per grade AC 20 and not less than 20 microns thick when measured as per I.S. 6012, in colour and shade as approved by the Engineer-in-charge.

(II) The anodic coating shall be properly sealed by steam or dipping in de-ionized water as per I.S. 1868-1982 and / or I.S. 6057. Sealing quality shall be tested in accordance with the relevant standards. Nothing extra shall be payable on this account.

(III) The Contractor shall satisfy himself by checking in the factory that the thickness of the anodic coating is found to be minimum 20 microns and sealing quality is appropriate everywhere. The testing shall be done in an approved laboratory by EDDY CURRENT METHOD as per I.S. 6012 for thickness. For testing the thickness of anodic coating of the anodized aluminium sections, the calibration shall be done on bare (un-anodized) aluminium sections of same type. If any material is found sub-standard, it shall be rejected.

(IV) All anodized aluminium works shall conform to relevant I.S. Codes relating to materials, workmanship, fabrications, finishing, erection, installations etc. In this connection I.S. Codes including I.S. 1868 – 1982, I.S. 733 – 1983, I.S. 1948-1961, I.S. 7088-1973, I.S. 6012-1970, I.S. 1285 – 1975, I.S. 740-1975 are considered relevant and applicable.

The exposed surface of the aluminium sections shall be protected against surface damage, dents, scratches etc. It shall, therefore, be provided with protective tape. After fixing and assuring of proper functioning of doors, windows, frame work for partitions / false ceiling etc. such protective tape shall be cleaned out / removed as per the directions of Engineer-in-Charge. Nothing extra shall be payable for above.

8.23 Glazing

(I) All glass panes shall be retained within aluminium framing by use of exterior grade neoprene gaskets. Use of glazing or caulking compounds around the perimeter of glass will not be permitted. There shall be no whistling or rattling. Before installation of glass, Contractor shall ensure the following:

All glazing rebates shall be square, to plumb, true to plane, dry and free from dust.

Glass edge shall be clean and cut to exact size and grounded.

Annealed float glass in doors, windows, ventilators and fixed glazing etc. shall be of approved make and standard quality conforming to C.P.W.D. Specifications.

4 mm thick glass panes shall be provided for openings not exceeding 0.5 sqm. For openings exceeding 0.5 sqm in area, 5.0 mm thick glass panes shall be provided unless specified otherwise.

8.24 PROTECTIONS AND CLEANING. After erection and removal of protective layer, all aluminium works including glass panes shall be moist cleaned with a de-ionized water to clean all marks, stains and blemishes.

8.25 MEASUREMENT AND RATES:

(I) for aluminium framework, the length of each member of the frame shall be measured correct to half a centimeter. The weight shall then be calculated on the basis of unit weight specified in the manufacturer's catalogue.

(II) The actual weight per metre of the respective aluminium sections shall be measured for three random samples collected for each type of aluminium section used in the work, cut to require lengths and weighed and average weight calculated and recorded. The average weight for each type of aluminium section shall be taken as the actual weight per meter for that aluminium section. The decision of the Engineer-in-Charge as regards the random samples and average weight shall be final and binding on the Contractor and no claim of any kind shall be entertained from the Contractor in this regard.

(III) The quantity of the aluminium, to be paid for, shall be the least of the two weights calculated on the basis of above two paras – 11.25 (I) & (II).

- (IV) For glazing, the actual area of the glass panels excluding the portion in the beading shall be measured in sqm upto two decimal places, for payment.
- (V) Stainless steel adjustable friction hinges and the aluminium handles for the openable side-hung windows shall be of "Earl Bihari", make or equivalent as approved by the Engineer-in-Charge. 2 nos. friction hinges shall be provided per shutter.
- (VI) The cost of designing and preparation of shop drawings, all the samples, mock up of window etc. is deemed to be included in the cost of the relevant items. Nothing extra shall be payable on this account.
- (VII) The item for aluminium for fixed portions for aluminium windows, frame work for partitions and wooden rafter ceiling shall include cost of all inputs of labour, material (anodized aluminium sections, including cleats, other fixtures, weather silicone sealants, stainless steel screws, nuts, bolts, rawl plugs, backer rods, polyethylene tapes etc. which shall be required for fabrication and erection of aluminium work) T & P, all incidental charges, wastages etc. involved in the work. However, for the purpose of payment, the weight of aluminium sections for the fixed window frame, frame work for partitions and wooden rafter ceiling, shall be measured in Kg. The aluminium cleats, stainless steel screws, nuts, bolts, separators etc. shall not be measured separately for payment and their cost is deemed to be included in the cost of this item. The item for aluminium for frame work for fixed partitions and wooden rafter ceiling shall also include cost of providing and fixing stainless steel anchor fasteners as required.
- (IX) The item of aluminium for the openable aluminium shutters for windows and doors etc., shall include cost of all inputs of labour, material (anodized aluminium sections, including such as cleats / angles, other fixtures, stainless steel screws nuts, bolts, stainless steel hinges, weather silicone sealant etc. which shall be required for fabrication of aluminum work) T & P, all incidental charges, wastages etc. involved in the work. However, for the purpose of payment, the weight of aluminium sections for the window shutter (sash frame) shall be measured in Kg. The aluminium cleats, stainless steel anchor fasteners, screws, nuts, bolts, separators, stainless steel hinges, etc. shall not be measured separately for payment and their cost is deemed to be included in the cost of this item. The anodized aluminium snap beading for fixing glass panels in the openable shutters of the windows shall be measured separately (on weight basis) and paid under this item of aluminium frame work for window shutters.
- (X) The glass shall be paid for separately under relevant item. The cost providing and fixing neoprene gasket, felt etc. is included in the cost of this item and shall not be measured separately for payment. The item for the aluminium frame work includes cost of making provision for fixing fittings, wherever required, as per the item description (The cost for providing fitting (handle and buffer) shall be paid for separately under relevant item).

9. PARTICULAR SPECIFICATIONS FOR ROAD WORK

Roadwork shall, in general, be carried out as per the CPWD Specifications.

TREMIX FLOORING

The work in general shall be carried out as per the CPWD specifications for CC pavements. The work shall be got executed through specialized applicators having similar experience in executing tremix flooring using vacuum dewatering system. Before taking up the work, the Contractor shall, therefore, submit the credentials of the applicators along with the details of the similar works executed by them for the approval of Engineer-in-Charge.

The Contractor or their applicators shall have adequate machinery for laying and vibrating concrete including vacuum dewatering system etc.

The concrete shall be of specified grade ready mix cement concrete with specified cement content per cubic metre of concrete with slump 70 to 80 mm. The concrete shall not have air-entrainment more than 2%. The concrete shall be levelled to required slope using bull float. The excess water shall be removed using vacuum dewatering process. After the concrete has stiffened to the point of supporting floating operation the surface shall be power floated using IRONITE no. 9.3.

The flooring shall be done in panels of sizes not more than 20 x 4 metre. The construction joints shall, therefore, be formed with square edges using the steel formwork. Each panel shall then be divided into smaller panels of size not more than 3 x 2 metre by providing contraction joints by cutting grooves of size 3 mm x 20 mm deep using mechanical saw. The cutting of the grooves shall be done as soon as the concrete is set.

The top surface of the flooring shall be sprinkled with IRONITE no. 3 (non coloured) @ 3 kg. per sqm. It shall be sprinkled when the concrete is green, before troweling. Two-third quantity of the dry shake (metallic floor hardener) shall be sprinkled in the first pass and floated with power trowel and one third of the dry shakes shall be sprinkled in the 2nd pass and floated with power trowel to smooth finish. The first shake shall be allowed to remain unworked until it has absorbed moisture and then power floated. Similar operation shall be done for the 2nd shake. The surface then shall be textured to brush finish in a workman like manner with uniform grains generally in one direction.

The surface shall then be cured for minimum 10 days.

All precautions shall be taken to avoid any marks, impressions, scratches, stains etc. to the finished surface.

One test for wear resistance (abrasion test) as per IS 1237 shall be carried out on the sample (3 specimen) core cut from the pavement. One core sample shall be tested for every 10,000 sqm or part thereof. The average wear shall not exceed 2 mm and 2.5 mm for individual specimen. Besides, other tests for concrete shall be carried out as per the CPWD specifications. All arrangements for taking out core samples and other samples shall be made by the Contractor. The core holes shall then be filled properly with the concrete of the same mix in a workman like manner and cured properly. Nothing extra shall be paid on this account.

The joints (expansion and contraction) / grooves shall then be filled with joint sealing compound conforming to grade B of IS 1834 or equivalent in workmanlike manner. It shall not be measured separately for payment.

10. The item includes cost of all inputs of material, labour, T & P, all incidental charges, wastages and testing etc. involved in the work.

10.0 PARTICULAR SPECIFICATIONS FOR BACK UP RODS, JOINTS SEALING COMPOUNDS, INSERTS AND EMBEDMENTS

10.1 BACK UP RODS / WATERBARS

I. Where water-bars are shown on the drawings, the joints shall incorporate an approved PVC external type water-bar complete with all necessary moulded or prefabricated intersection pieces assembled in accordance with the drawings with bends and butt joints in running lengths made by heat welding in an electrically heated jig.

II. Jointing and fixing of water-bars shall be carried out strictly in accordance with the manufacturer's instructions.

III. The water-bars shall be installed so that they are securely held in their correct position during the placing and compacting of the concrete.

IV. Where reinforcement present adjacent to water-bars, adequate clearance shall be left between the reinforcement and water-bars to facilitate compaction of the concrete.

V. Double headed nails may be used in the edge of the water-bar outside the line of the external grooves for fixing purposes, but no other holes shall be permitted through the water-bar.

10.2 Joint Sealing Compounds

I. Joint sealing compounds shall seal joints in concrete against the 40 passage of water, prevent the ingress of grit or other foreign material and protect the joint filler. The compound shall have good extensibility and adhesion to concrete surfaces and shall be resistant to flow and weathering.

II. Poly supplied joints where specified on the drawings shall be sealed with polysulphide liquid polymer, stored, mixed, handled applied and cured strictly in accordance with the manufacturer's written instructions, such joints shall be formed to the correct dimensions, thoroughly cleaned and treated with recommended primer strictly in accordance with the manufacturer's written instructions prior to sealing. The Contractor shall use only competent personnel experienced in the application of polysulphide for such work.

III. Where specified in the drawings, rubber/bituminous based sealants shall be of an approved manufacture. The treatment of the joint and the use of sealing compound shall be strictly in accordance with the manufacturer's written instructions. The entire work shall be carried out as per is: 3414, is: 6509, is: 11433.

10.3 INSERTS AND EMBEDMENTSHIP

Various steel inserts and embedment's are required under the contract to be fabricated, positioned and secured firmly into place inside the formwork prior to concrete being poured. There are also requirements of jointing, threading, bolting and welding inserts and embedment's of different concrete and structural steel elements in order to establish structural continuity and connection. Great care shall be exercised by the contractor in executing all aspects of the work related to inserts and embedment's, including tolerances, so that the final assembly of the concrete elements can meet satisfactorily the continuity and contiguity requirements intended in the structure.

11.0 PARTICULAR SPECIFICATION FOR ACOUSTICS

11.1 Acoustical Treatment

Acoustical treatment to ceilings and walls shall be carried out using very low, medium and high frequency absorption materials, as specified in the Schedule of Quantities. The work shall be carried out generally as per CPWD specifications-2019 Vol I & Vol. II with upto date correction slips, with additional recommendations of specialist manufacturers.

11.2 The work of acoustical treatment shall be got executed through authorized applicator of approved manufacturer only.

12.0 All the Suspended spider glazing system and ACP work shall be carried out as per CPWD general specification Vol-I & Vol-II, 2009.

GUARANTEE TO BE EXECUTED BY CONTRACTOR FOR REMOVAL OF DEFECTS AFTER COMPLETION OF WORK IN RESPECT OF WATER PROOFING WORKS.

This agreement made this day of two thousand and between , (Name of the contractor, hereinafter call Guarantor of the one part) and the PRESIDENT OF INDIA (hereinafter called the Government of the otherpart).

Whereas this agreement is supplementary to a contract (hereinafter called the Contract) dated and made between the GUARANTOR of the one part and the GOVERNMENT of the other part where by the Contractor inter alia, undertook to render the buildings and structures in the said contract recited completely water and leak proof.

And whereas the Guarantor agreed to give a guarantee to the effect that the said structures will remain water / leak proof for ten years from the date of completion of work.

Now the Guarantor hereby guarantees that water proofing treatment given by him will render the structures completely leak proof and the minimum life of such water proofing treatment shall be ten years to be reckoned from the date completion of work Provided that the Guarantor will not be responsible for leakage caused by earthquakes or structural defects or misuse of roof or alterations and for such purpose

- a) Misuse of roof shall mean by operation, which will damage roofing treatment, like chopping of firewood and things of the same nature, which might cause damage to the roof.
- b) Alteration shall mean construction of an additional storey or a part of roof or construction adjoining to existing roof, where by roofing treatment is removed in parts.
- c) The decision of the Engineer-in-Charge with regard to cause of leakage shall be final.

During this period of guarantee, the Guarantor shall make good all defects and in case of any defects being found, render the building water proof at his own cost, to the satisfaction of the Engineer-in- Charge and shall commence the work for such rectification within seven days from the date of issue of the notice from the Engineer-in-Charge calling upon him to rectify the defects, failing which the work shall be got done by Department through some other contractor at the GUARANTOR’S cost and risk. The decision of the Engineer-in-Charge as to the cost, payable by the Guarantor shall be final and binding.

That is the Guarantor fails to execute the necessary rectification or commits breach there under then the Guarantor will indemnify the Principal and his successors against all loss, damage, cost expense or otherwise which may be incurred by him by reasons of any default on the part of GUARANTOR in performance and observance of this supplementary agreement. As to the amount of loss and / or damage and / or cost incurred by the Government, the decision of the Engineer-in-Charge will be final and binding on the parties.

In witness where of these presents has been executed by the Obligator _____ and _____ by _____ and for and on behalf of the PRESIDENT OF INDIA on the day month and year first above written.

Signed, sealed and delivered by (OBLIGOR) in the presence of:

- 1.
- 2.

Signed for and on behalf of THE PRESIDENT OF INDIA BY _____ in the presence of:

- 1.
- 2.

GUARANTEE BOND
GUARANTEE TO BE EXECUTED BY THE CONTRACTOR
FOR REMOVAL OF DEFECTS AFTER COMPLETION IN RESPECT OF
STONE WORK/GRANITE WORK / TILE WORK.

The agreement made this..... day of Two Thousand..... betweenS/o..... (hereinafter called the GUARANTOR on the one part) and the President of India (hereinafter called the Government on the other part)

WHEREAS THIS agreement is supplementary to a contract (Hereinafter called the Contract) dated and made between the GUARANTOR ON THE ONE PART AND the Government on the other part whereby the contractor inter alias undertook to render the work in the said contract structurally stable , workmanship, finishing and use of sound materials.

AND WHEREAS THE GUARANTOR agreed to give a guarantee to the affect that the said work will remain structurally stable and guaranteed against faulty workmanship, finishing and materials.

NOW THE GUARANTOR hereby guarantee that work executed by him will remain structurally stable after the expiry of maintenance period prescribed in the contract for the minimum life of five years to be reckoned from the date after the expiry of maintenance period prescribed in the contract.

The decision of the Engineer-in-Charge with regard to nature and cause of defect shall be final.

During this period of guarantee, the guarantor shall make good all defects to the satisfaction of the Engineer-in-Charge calling upon him to rectify the defects failing which the work shall be got done by the Department by some other contractor at the Guarantor's cost and risk. The decision of the Engineer-in-Charge as to the cost payable by the Guarantor shall be final and binding.

That if the guarantor fails to make good all the defects, commits breach there under, then the guarantor will indemnify the principal and his successor against all loss, damage, cost expense or otherwise which may be incurred by him by reason of any default on the part of the GUARANTOR in performance and observance of this supplementary agreement. As to the amount of loss and/or damage and or cost incurred by the Government, the decision of the Engineer-in-Charge will be final and binding on both the parties.

IN WITNESS WHEREOF these presents have been executed by the obligatorand by for and on behalf of the President of India on the day, month and year first above written.

SIGNED, sealed and delivered by OBLIGATOR in the presence of :-

1. 2.

SIGNED FOR AND BEHALF OF THE PRESIDENT OF INDIA BY in the presence of :-

1. 2.

GUARANTEE BOND
GUARANTEE TO BE EXECUTED BY THE CONTRACTOR
FOR REMOVAL OF DEFECTS AFTER COMPLETION
IN RESPECT OF SANITARY INSTALLATIONS / WATER SUPPLY / DRAINAGE WORK/PUF
ROOFING/SECTION WINDOWS AND ALUMINIUM WORK

The agreement made this..... day of Two Thousandbetween
.....S/o.....(hereinafter called the GUARANTOR on the one part) and
the PRESIDENT OF INDIA (hereinafter called the Government on the other part)

WHEREAS THIS agreement is supplementary to a contract (Hereinafter called the Contract) dated
..... and made between the GUARANTOR ON THE ONE PART AND the Government on the
other part, whereby the contractor inter alia, undertook to render the work in the said contract structurally stable,
leak proof and sound material, workmanship, anodizing, coloring, sealing etc.

AND WHEREAS THE GUARANTOR agreed to give a guarantee to the affect that the said work will
remain structurally stable, leak proof and guaranteed against faulty material and workmanship, defective anodizing
/pre-painting/ Powder coating/ coloring and finishing for 5 (Five) years from the date of completion of work.

NOW THE GUARANTOR hereby guarantee that work executed by him will be free from any leakage,
seepage, cracks in pipes and guaranteed against faulty material and workmanship, defective galvanizing for five
years to be reckoned from the date after the expiry of maintenance period prescribed in the contract.

The decision of the Engineer-in-Charge with regard to nature and cause of defect shall be final.

During this period of guarantee, the guarantor shall make good all defects and in case of any defect to
satisfaction of Engineer-in-Charge at his cost and shall commence the work for such rectification within seven days
from the date of issue of the notice from the Engineer-in-Charge calling upon him to rectify the defects failing which
the work shall be got done by the Department by some other contractor at the guarantor's cost and risk. The decision
of the Engineer-in-Charge as to the cost payable by the Guarantor shall be final and binding.

That if the guarantor fails to make good all defects or commits breach thereunder, then the guarantor will
indemnify the principal and his successor against all loss, damage, cost expense or otherwise which may be incurred
by him by reason of any default on the part of the GUARANTOR in performance and observance of this
supplementary agreement. As to the amount of loss and/or damage and or cost incurred by the Government, the
decision of the Engineer-in-Charge will be final and binding on both the parties.

IN WITNESS WHEREOF these presents have been executed by the
obligator.....
.....and by for and on behalf
of the PRESIDENT OF INDIA on the day, month and year first above written.

SIGNED, sealed and delivered by OBLIGATOR in the presence of :-

1. 2.

SIGNED FOR AND ON BEHALF OF THE PRESIDENT OF INDIA BYin the presence
of:-

1. 2.

APPROVED MAKES OF MATERIALS

The Contractor shall obtain prior approval from the Engineer-in-charge before placing order for any specific material or engaging any of the specialized agencies. The Contractor shall make a detailed submission with catalogues and proposed specifications, as well as full details of the works executed by the specialized agency, as specified.

Unless otherwise specified, the brands/makes of the material as specified in the item nomenclature, in the list of approved materials attached in the tender and in the particular specifications shall be used in the work.

In case of non-availability of the brands specified in the contract the Contractor may be allowed to use alternate equivalent brand of the material by Engineer-in-Charge with the prior approval of NIT Approving Authority subject to submission of documentary evidence of non - availability of the specified brands by contractor. The necessary cost adjustments on account of above change shall be made for the same.

The contractor would submit original bills and manufacturer's test certificate for all lots of material procured for the work, payments would be released only for the items for which original bills & manufacturer's test report for the material consumed has been submitted to Engineer-in-Charge. Department shall also get random testing of material from testing Laboratory of its choice.

S.no. NO.	ITEM	APPROVED MAKE/BRANDS
1	CEMENT (OPC 43)	ULTRA TECH/ A.C.C./ J.K. CEMENT/SHREE/L&T
2	WHITE CEMENT	J.K. WHITE/ BIRLA WHITE
3	READY MIX CONCRETE	UNITECH, ACC, ADITYA BIRLA, TECHNO CONCRETE & AHLCON, LAFARGE, ULTRATECH, L&T, NDCON
4	SUPERPLASTICIZERS	MC BAUCHEMIE/FOSROC/ SIKA/ MBT
5	WATERPROOFING COMPOUND (LIQUID)	PIDILITE / FOSROC/ CICO/ LATICRETE/DOCTOR FIXIT
6	AAC BLOCK	BILTECH/INSTABLOCK/ULTRATECH/J.K. SMART BLOX, FINECREET, MAGICRETE, SHREE, KANAV BUILDER PVT.LTD., SIPOREX
7	REINFORCEMENT	TATA STEEL LTD./ SAIL/RINL/JSPL/JSW
8	STRUCTURAL STEEL	TATA STEEL LTD./ SAIL/ RINL/JSPL/ JSW
9	CERAMIC GLAZED TILES	RAK/SOMANY/KAJARIA/ORIENT
10	VITRIFIED TILES/ DIGITAL TILE	RAK/SOMANY/KAJARIA/ORIENT
11	ALKALI RESISTANT TILES	VARMORA/SIMPOLO/SOMANY/KAJARIA/ORIENT BELL/ ASIAN(AGL)
12	FLUSH DOORS	DURO/KITPLY/UNI PLY/DURIAN/ MERINO/CENTURY
13	NATURAL WOOD VENEERS/ BLOCK BOARD	DURO/DURIAN/KITPLY/UNIPLY/ MERINO/CENTURY
14	PRELAMINATED PARTICLE BOARD/MDF BOARD	MERINO/GREENLAM/DURIAN
15	POLYSULPHIDE SEALANT	FOSROC/PIDILITE/TUFFSEAL/SIKKA
16	DASH FASTENERS	HILTI/FISCHER/BOSCH
17	STAINLESS STEEL SCREWS (UNLESS OTHERWISE SPECIFIED)	KUNDAN/ARROW/NETTLEFOLD/GKW
18	STEEL WINDOWS	METAL WINDOWS/SKS/KALSI/UNITED/PD INDUSTRIES

19	CLEAR/ FLOAT/ TOUGHENED GLASS	ST. GOBAIN / PILKINGTON/AIS/MODI GUARD
20	PU ENAMEL METALIC PAINTS ON MS STRUCTURE	SKK/OIKOS/ACRO
21	EPOXY PRIMER AND PAINTS	ICI/ ASIAN PAINTS/BERGER
22	GYPSUM BOARD	ST. GOBAIN/ GYPROC GYPSUM/ BORAL
23	G I PIPE	TATA/JINDAL HISSAR/SURYA
24	GI FITTINGS (MALLEABLE CAST IRON)	ZOLOTO/UNIK/ICS
25	CPVC PIPES & FITTINGS	FINOLEX/ SUPREME/ PRAYAG/PRINCE
26	SWR PIPE & FITTINGS	FINOLEX/ SUPREME/PRINCE
27	PVC WATER TANK	SINTEX/ SUPREME
28	CALCIUM SILICATE FALSE CEILING	AEROLITE/ ULTRALITE
29	FALSE CEILING SYSTEM ALONG WITH SUPPORTING GRID AND METALLIC TILES	AEROLITE/ARMSTRONG/DIAMOND
30	ACOUSTICAL WALL PANELLING	DECOSONIC/ ARMSTRONG/ AEROLITE/ ULTRALITE/USG/DAIKEN
31	ACRYLIC DISTEMPER	BISON (BERGER)/ TRACTOR (ASIAN)
32	SYNTHETIC ENAMEL PAINT	LUXOL HIGLOSS (BERGER)/ APCOLITE PREMIUM (ASIAN)/ DULUX GLOSS (ICI)
33	ACRYLIC EMULSION	SILK LUXURY (BERGER)/ ROYAL (ASIAN)/ VELVET TOUCH (ICI)/ SUPERSATIN(OIKOS)
34	CEMENT PRIMER	BP WHITE (BERGER)/ DECOPRIME (ASIAN)/ WHITE PRIMER (ICI)
35	CEMENT PAINT	DUROCEM (BERGER)/ SNOWCEM/ ASIAN
36	TEXTURED PAINT	WEATHER COAT TEXTURED (BERGER)/ ULTIMA (ASIAN)/
37	SILICON BASED WATER REPELLENT COAT	FERROUS CRETE (FERRO 201)/ ARDEX ENDURA (HEAVY DUTY IM REGNALING & STONE SEALER)/ PIDILITE (ROFF STONE GUARD WB)
38	STUD ANCHORS/ ANCHOR FASTENERS	HILTI/FISCHER/BOSCH / AXCEL / CANON
39	CLAMP SYSTEM FOR DRY STONE	HILTI/FISCHER/BOSCH/ AXCEL
40	WOOD ADHESIVES	FEVICOL/ANCHOR/DUNLOP/3M
41	TILE ADHESIVE& EPOXY GROUT	FERROUS CRET (FERRO-1122)/ARDEX ENDURA (GOLD STAR)/ PIDILITE (FEVIMATE XL)
42	STONE ADHESIVE	FERROUS CRET (FERRO-1122)/ARDEX ENDURA (GOLD STAR)/ PIDILITE (FEVIMATE XL)/ /MAGICRETE(MAGIC BOND)
43	GYPSUM PLASTER	FERROUS CRETE (FERRO-500)/GYPROC SAINT GOBAIN (ELITE-90) / ULTRATECH/ MAGICRETE(MAGIC PLAST)
44	AAC BLOCK ADHESIVE	FERROUS CRETE (FERRO-1188)/ARDEX ENDURA(WHITE STAR)/ ULTRATECH (FIXO BLOCK)/ MAGICRETE(MAGIC BOND)
45	WALL PUTTY	J.K.WHITE/BIRLA WHITE/FERROUS CRETE
46	MIRROR	SAINT GOBAIN/ MODIGUARD/AIS/ ATUL

47	WEATHER SILICON SEALANT (NON BLEEDING)	WACKER/DOW CORNING/MCCOY SOUDAL/ALSTONE
48	STRUCTURAL SEALANT BACKUP	WACKER/DOW CORNING/GE/ALSTONE
49	BACKER ROD	SUPREME IND LTD./SYSTRANS POLYMERS
50	EPDM ACOUSTICAL/FIRE SEAL	ENVIROSEAL
51	EPDM GASKET	HANU/ANAND
52	EPOXY MORTAR	FOSROC/SIKA/CICO/LATICRETE/FEROUS
53	EUROPEAN WC/ WASHBASIN/ URINAL (CHINA WARE)	JAQUAR/ PARRYWARE/ RAK / CERA
54	RCC PIPES	PRAGATI/LAKSHMI/SOOD & SOOD/K.K./JYOTI
55	CRYSTALLINE CEMENTIOUS WATERPROOFING COMPOUND	XYPEX/CONSRUCTION CHEMICALS/ KRYTONE
56	STAINLESS STEEL SINKS/WASH BASINS/WC	NEELKANTH/NIRALI/ANUPAM/JAYNA
57	SPUN CAST IRON PIPES & FITTINGS (IS:3989)	JAIWAL/ NECO/SKF/HEPCO
58	HDPE PIPES & FITTINGS	JAIN/ORIPLAST/KISAN
59	C.I. S/S PIPES & FITTINGS	JAIWAL/ NECO/SKF/HEPCO
60	G.I. PIPE JOINTING MATERIAL	LOCTITE 55/DR.FIXIT
61	RUBBER	ARMAFLEX/VIDEOFLEX/ AFLEX
62	SS HINGED GRATING	GMGR/NEER/CHILLY
63	STONEWARE PIPES AND GULLY TRAPS	PERFECT/BURN/ANAND/PARRY
64	GUNMETAL VALVES (FULL WAY VALVE) CLASS-I	ZOLOTO/CASTLE/KARTAR
65	CI DOUBLE FLANGED SLUICE VALVE	KIRLOSKAR/IVC/SONDHI/KEJRIWAL
66	CI MANHOLE FRAME & COVERS AND GI GRATING	NECO/SKF/HEPCO
67	SFRC MANHOLE COVERS & GRATING	K.K./PRAGATI/KJS CONCERTE/ DALAL TILES
68	SANITARY ACCESSORIES	JAQUAR/KIMBERLY CLARKE/DLINE/ EURONICS/ KOPAL
69	CP BATH ROOM FITTINGS	JAQUAR/PARRYWARE/ HINDWARE/ PRAYAG/PARKO/PRIMA/GEM/TECHNO/PARKO (ECO)?MARC (ORIENTAL)/SHAKTI ENTERPRISES
70	PTMT FITTINGS	PRAYAG POLYMER PVT. LTD./ SHAKTI ENTERPRISES/ POLYTUF/PRIMA

71	RHS, M.S. TUBES, M.S. PLATES	TISCO/SAIL/RINL/JINDAL/APL APOLLO/PRAKASH SURYA
72	EPOXY PAINTS ON CONCRETE	TUFF COAT/ASIAN PAINTS/BERGER /PAINTS / FOSROC SHALIMAR
73	SOLID ACRYLIC SURFACES	DU PONT/SAMSUNG/LG HAUSYS/ALSTONE
74	FLOOR TRAPS & DRAINS	JAYNA/CHILLY/NIRALI/SUPREME/AASHIRVAD
75	ACP FOR CLADDING/SIGNAGE	ALUCOBOND/REYNOBOND/ALPOLIC/ALOMAX/ALUDECOR/ALSTONE
76	PVDF	RADIANT ANODIZERS/AKZONOBLE/ METAL COATING SOLUTIONS
77	SS MESH	GKD/WMW
78	LOUVERS/ ROLLER BLINDS	HUNTER DOUGLAS/MARC/VISTA
79	GRASS PAVERS	OVILITE/VICTORIA/VIRENDRA TEXTILES/DALAL TILES/K.K.
80	PRECAST KERB STONE/DRAIN COVER	UNISTONE/DALAL TILES/SWASTIC TILES/K.K.
81	CC/CHEQUERRED TILES	JMD TILES/ DALAL TILES/ SWASTIC TILES/K.K.
82	EXPANSION JOINTS	CONSTRUCTION SPECIALITIES/ HERCULES/BIZZAR
83	EXTRUDED POLYSTRENE SHEET (XPS)	SUPREME / DOWCORNING/OWENS CORNING
84	PVC DOORS & FRAMES	RAJSHRI/ SINTEX/ACCURA/POLYLINE
85	SIGNAGE	VISTA SYSTEMS/COSIGN INDIA PVT.LTD./ CLARKE SYSTEMS
86	PPGL PUF INSULATED ROOFING PANEL	SHILPKAR/JINDAL MECTEC/EPACK/METECNO/LLOYD INSULATION/SUPER DISCO ISPAT PVT.LTD.
87	COMMON BURNT BRICK CLAY TILE	JINDAL, POINEER, BHARAT
88	BLINDS	VISTA, MAC.
89	SS FLOOR TRAPS & DRAINS	HILTI/CHILLY
90	CP BRASS HEALTH FAUCET & CONNECTING HOSE	JAQUAR/HINDWARE/CERA/ZURICH
91	ADHESIVE	FEVICOL, PIDILITE, CHOKSY, ARALDITE, FOSROC
92	ALUMINIUM FITTINGS	IPSA, EVERITE, EBCO, ECIE, HARDWIN TRADERS
93	ALUMINIUM SECTIONS	INDAL / HINDALCO / JINDAL / MAHAVEER
94	BALL VALVES (BRASS)	ZOLOTO, IBP, ARCO
95	EPDM GASKETS	ROOP/ ANAND
96	STONEWARE PIPES & GULLY TRAP	PERFECT, BURN, PARRY, PRAGATI, C&R
97	STAINLESS STEEL SECTION	PRISM ENGINEERS, JINDAL.
98	PLASTIC WC SEAT COVER	COMMANDER, DIPLOMAT, BESTOLITE, CENTURY.

99	S.F.R.C./PRECAST RCC MH COVER & FRAME AND GRATINGS	KK MANHOLES & GRATINGS, SFP/STEEL FIBRE PRODUCT, PRAGATI
100	STAINLESSSTEEL SCREWSFOR FABRICATION AND FIXING OF WINDOWS	KUNDAN/ PUJA/ ATUL
101	UPVC PIPE AND FITTINGS	PRINCE, SUPREME, FINOLEX, SFMC
102	WHITE CEMENT	BIRLA WHITE, J.K. WHITE OR EQUIVALENT
103	WEATHER SILICON	DOW CORNING / WACKER/ GE
104	SBR POLYMER LIQUID	FOSROC/NITOBOND/BOSCOCEM 475 OR EQUIVALENT
105	ANY OTHER ITEM	ALL ITEMS SHALL BE AS PER ENGINEER-IN-CHARGE APPROVAL

FINANCIAL INFORMATION

I. Financial Analysis –

(c) Details to be furnished duly supported by figures in balances sheet / profit & loss account for the last five years duly certified by the Chartered Accountant, as submitted by the applicant to the Income Tax Department (Copies to be attached).

Financial Year	2020-21	2019-20	2018-19	2017-18	2016-17
Gross Annual turnover on Construction / Maintenance of Road/buildingworks					
Profit / Loss after tax **					

(d) The information supplied shall be the annual turnover on construction work of the bidder in term of the amount billed to client for,each year for work in progress or completed.

II. Financial arrangements for carrying out the proposedwork.

* Amount to be filled in all columns ** Loss to be shown in with (-) sign

Signature of Bidder(s).

Signature of Chartered Accountant with Seal.

FORM 'B'

FORM OF BANKER'S CERTIFICATE FROM A SCHEDULED BANK

This is to certify that to the best of our knowledge and information that M/s / Sh having marginally noted address, as a customer of our bank are/is respectable and can be treated as good for any engagement upto a limit of Rs.....(Rupees....).

This certificate is issued without any guarantee or responsibility on the bank or any of the officers.

(Signature) For the Bank

NOTE:

- (1) Banker’s certificates should be on the letter head of the Bank, address to tendering authority.
- (2) In case of partnership firm, certificate should include names of all partners as recorded with the Bank.

OR

FORM “B-1”

Form of Certificate of Net Worth from Chartered Accountant

“It is to certify that as per the audited balance sheet and profit & loss account during the financial year, the net worth of Shri/M/s (Name & Registered Address of individual/firm/company), as on (the relevant date) is Rs. after considering all liabilities. It is further certified that the Net Worth of the individual/firm/company has not eroded by more than 30% during the last three years ending on (the relevant date)”.

(Signature of Chartered Accountant) (Name of Chartered Accountant) Membership No. of ICAI
Date and seal

FORM 'C'

DETAILS OF ELIGIBLE SIMILAR NATURE OF WORKS COMPLETED DURING THE LAST SEVEN YEARS ENDING PREVIOUS DAY OF LAST DAY OF SUBMISSION OF TENDERS

S. No.	Name of work / project and location	Owner or sponsoring organization	Cost of work in crore of rupees	Date of commencement as per contract	Stipulated date of completion	Actual date of completion	Litigation / Arbitration cases pending / in progress with details *	Name and address / telephone number of officer to whom reference may be made	Whether similar works have been executed on back to back basis (Yes/No)
1	2	3	4	5	6	7	8	9	10

* Indicate gross amount claimed and amount awarded by the Arbitrator

SIGNATURE OF BIDDER(S)

Schedule of Quantities

Civil Works

Name of Work:- Special Repair/Maintenance and Aluminium Work at Residential Blocks (Type-V, Type-IV, Type-III & Type-II) at DTU Campus , Bawana Raod, Delhi.

S.No.	Item description	Unit	Qty	Rate (Rs.)	Amount (Rs.)
1	Taking out existing wooden door shutter, repair by cutting, painting etc. and refixing of repaired door shutters to existing door frames, including replacement of hinges with screws, etc. as required, all complete as per the direction of the Engineer-in-charge.	Each	100.00	176.40	17640.00
2	Dismantling doors, windows and clerestory windows (steel or wood) shutter including chowkhats, architrave, holdfasts etc. complete and stacking within 50 metres lead :				
2.1	Of area 3 sq. metres and below	Each	100.00	157.85	15785.00
3	Dismantling old C.I. pipes including excavation and refilling trenches after taking out the pipes, breaking lead caulked joints, melting of lead and making into blocks, including stacking of pipes at site lead up to 50 metre:				
3.1	100 mm diameter C.I. pipe	Mtr	250.00	183.15	45787.50
3.2	80 mm diameter C.I. pipe	Mtr	100.00	175.85	17585.00
4	Dismantling of old S.W. pipes including breaking of joints and bed concrete stacking of useful materials near the site within 50 m lead and disposal of unserviceable materials into municipal dumps :				
4.1	110/150 mm diameter	Mtr	126.00	40.15	5058.90
5	Dismantling of manhole including R.C.C. top slab, C.I. cover with frame, including stacking of useful materials near the site and disposal of unserviceable materials, all as per direction of Engineer -in-Charge :				
5.1	Rectangular manhole 90x80 cm and 45 cm deep	Each	10.00	1044.95	10449.50
5.2	Rectangular manhole 120x90 cm and 90 cm deep	Each	10.00	1836.60	18366.00
6	Extra for depth of manholes dismantled :				
6.1	Rectangular manhole 90x80 cm and beyond 45 cm depth	Mtr	20.00	838.00	16760.00
7	Dismantling tile work in floors and roofs laid in cement mortar including stacking material within 50 metres lead.				
7.1	For thickness of tiles 10 mm to 25 mm	Sqm	2000.00	31.55	63100.00
8	Dismantling C.I. or asbestos rain water pipe with fittings and clamps including stacking the material within 50 metres lead :				
8.1	100 mm dia pipe	Mtr	865.00	31.95	27636.75
8.2	75 to 80 mm dia pipe	Mtr	650.00	30.95	20117.50

9	Dismantling G.I. pipes (external work) including excavation and refilling trenches after taking out the pipes, manually/ by mechanical means including stacking of pipes within 50 metres lead as per direction of Engineer-in-charge :				
9.1	15 mm to 40 mm nominal bore	Mtr	1563.00	63.65	99484.95 ¹⁶
10	Dismantling of road gully chamber of various sizes including C.I. grating with frame including stacking of useful materials near the site and disposal of unserviceable materials within 50 metres lead including refilling the excavated gap.	Each	10.00	397.15	3971.50
11	Dismantling of flushing cistern of all types (C.I./PVC/Vitrious China) including stacking of useful materials near the site and disposal of unserviceable materials within 50 metres lead.	Each	50.00	391.20	19560.00
12	Dismantling old plaster or skirting raking out joints and cleaning the surface for plaster including disposal of rubbish to the dumping ground within 50 metres lead.	Sqm	2536.00	22.40	56806.40
13	Dismantling aluminium/ Gypsum partitions, doors, windows, fixed glazing and false ceiling including disposal of unserviceable surplus material and stacking of serviceable material with in 50 meters lead as directed by Engineer-in-charge.	Sqm	20.00	24.30	486.00
14	Dismantling W.C. Pan of all sizes including disposal of dismantled materials i/c malba all complete as per directions of Engineer-in- Charge.	Each	80.00	55.45	4436.00
15	Dismantling stone slab flooring laid in cement mortar including stacking of serviceable material and disposal of unserviceable material within 50 metres lead.	Sqm	450.00	109.35	49207.50
16	Demolishing brick work manually/ by mechanical means including stacking of serviceable material and disposal of unserviceable material within 50 metres lead as per direction of Engineer-in-charge. In cement mortar	Cum	10.00	842.75	8427.50
17	Demolishing R.C.C. work manually/ by mechanical means including stacking of steel bars and disposal of unserviceable material within 50 metres lead as per direction of Engineer - in- charge.	Cum	10.00	1454.55	14545.50
18	Demolishing cement concrete manually/ by mechanical means including disposal of material within 50 metres lead as per direction of Engineer - in - charge.				
18.1	Nominal concrete 1:3:6 or richer mix (i/c equivalent design mix)	Cum	85.00	997.05	84749.25
19	Providing and laying in position cement concrete of specified grade excluding the cost of centering and shuttering - All work up to plinth level :				
19.1	1:2:4 (1 Cement : 2 coarse sand (zone-III) : 4 graded stoneaggregate 40 mm nominal size).	Cum	50.00	5390.45	269522.50

20	Reinforced cement concrete work in beams, suspended floors, roofs having slope up to 15° landings, balconies, shelves, chajjas, lintels, bands, plain window sills, staircases and spiral stair cases above plinth level up to floor five level, excluding the cost of centering, shuttering, finishing and reinforcement, with 1:1.5:3 (1 cement : 1.5 coarse sand (zone-III) : 3 graded stone aggregate 20 mm nominal size).	Cum	5.00	7390.80	36954.00
21	Steel reinforcement for R.C.C. work including straightening, cutting, bending, placing in position and binding all complete above plinth level.	Kg	450.00	56.60	25470.00
22	Providing and laying water proofing treatment in sunken portion of WCs, bathroom etc., by applying cement slurry mixed with water proofing cement compound consisting of applying :				
22.1	First layer of slurry of cement @ 0.488 kg/sqm mixed with water proofing cement compound @ 0.253 kg/ sqm. This layer will be allowed to air cure for 4 hours.				
22.1.1	Second layer of slurry of cement @ 0.242 kg/sqm mixed with water proofing cement compound @ 0.126 kg/sqm. This layer will be allowed to air cure for 4 hours followed with water curing for 48 hours. The rate includes preparation of surface, treatment and sealing of all joints, corners, junctions of pipes and masonry with polymer mixed slurry.	Sqm	230.00	298.30	68609.00
23	Providing and laying vitrified floor tiles in different sizes (thickness to be specified by the manufacturer) with water absorption less than 0.08% and conforming to IS: 15622, of approved make, in all colours and shades, laid on 20mm thick cement mortar 1:4 (1 cement : 4 coarse sand), jointing with grey cement slurry @ 3.3kg/sqm including grouting the joints with white cement and matching pigments etc., complete.				
23.1	Size of Tile 600x600 mm	Sqm	1500.00	1119.40	1679100.00
24	Providing and laying rectified Glazed Ceramic floor tiles of size 300x300 mm or more (thickness to be specified by the manufacturer), of 1st quality conforming to IS : 15622, of approved make, in all colours, shades, except White, Ivory, Grey, Fume Red Brown, laid on 20 mm thick Cement Providing and laying rectified Glazed Ceramic floor tiles of size 300x300 mm or more (thickness to be specified by the manufacturer), of 1st quality conforming to IS : 15622, of approved make, in all colours, shades, except White, Ivory, Grey, Fume Red Brown, laid on 20 mm thick Cement.	Sqm	980.00	901.05	883029.00
25	Providing and fixing 1st quality ceramic glazed floor tiles conforming to IS : 15622 (thickness to be specified by the manufacturer) of approved make in all colours, shades except burgundy, bottle green, black of any size as approved by Engineer-in-Charge in skirting, risers of steps and dados over 12 mm thick bed of cement Mortar 1:3 (1 cement: 3 coarse sand) and jointing with grey cement slurry @ 3.3kg per sqm including pointing in white cement mixed with pigment of matching shade complete.	Sqm	120.00	660.20	79224.00

26	Providing and fixing Ist quality ceramic glazed wall tiles conforming to IS: 15622 (thickness to be specified by the manufacturer), of approved make, in all colours, shades except burgundy, bottle green, black of any size as approved by Engineer-in-Charge, in skirting, risers of steps and dados, over 12 mm thick bed of cement mortar 1:3 (1 cement : 3 coarse sand) and jointing with grey cement slurry @ 3.3kg per sqm, including pointing in white cement mixed with pigment of matching shade complete.	Sqm	1250.00	744.80	931000.00
27	Providing and fixing 18 mm thick gang saw cut, mirror polished, premoulded and prepolished, machine cut for kitchen platforms, vanitycounters, window sills, facias and similar locations of required size, approved shade, colour and texture laid over 20 mm thick base cement mortar 1:4 (1 cement : 4 coarse sand), joints treated with white cement, mixed with matching pigment, epoxy touch ups, including rubbing, curing, moulding and polishing to edges to give high gloss finish etc. complete at all levels.				
27.1	Granite of any colour and shade				
27.1.1	Area of slab upto 0.50 sqm	Sqm	33.00	3351.95	110614.35
27.1.2	Area of slab over 0.50 sqm	Sqm	60.00	3113.30	186798.00
28	Providing and fixing stone slab with table rubbed, edges rounded and polished, of size 75x50 cm deep and 1.8 cm thick, fixed in urinal partitions by cutting a chase of appropriate width with chase cutter and embedding the stone in the chase with epoxy grout or with cement concrete 1:2:4 (1 cement : 2 coarse sand : 4 graded stone aggregate 6 mm nominal size) as per direction of Engineer-in-charge and finished smooth.	Sqm	5.00	2831.95	14159.75
29	Providing and fixing on wall face unplasticised Rigid PVC rain water pipes conforming to IS : 13592 Type A, including jointing with seal ring conforming to IS : 5382, leaving 10 mm gap for thermal expansion, (i) Single socketed pipes.				
29.1	110 mm diameter	Mtr	1850.00	236.35	437247.50
30	Providing and fixing on wall face unplasticised - PVC moulded fittings/ accessories for unplasticised Rigid PVC rain water pipes conforming to IS : 13592 Type A, including jointing with seal ring conforming to IS : 5382, leaving 10 mm gap for thermal expansion. 110mm OD				
30.1	Coupler	Each	123.00	102.65	12625.95
30.2	Single tee with door	Each	142.00	181.55	25780.10
30.3	Single tee without door	Each	10.00	167.60	1676.00
30.4	Bend 87.5°	Each	25.00	113.10	2827.50
30.5	Shoe (Plain)	Each	25.00	98.00	2450.00
31	Providing and fixing unplasticised -PVC pipe clips of approved design to unplasticised - PVC rain water pipes by means of 50x50x50 mm hard wood plugs, screwed with M.S. screws of required length, including cutting brick work and fixing in cement mortar 1:4 (1 cement : 4 coarse sand) and making good the wall etc. complete.				

31.1	110 mm diameter	Each	200.00	181.40	36280.00
32	Providing and fixing to the inlet mouth of rain water pipe cast iron grating 15 cm diameter and weighing not less than 440 grams.	Each	850.00	40.90	34765.00
					-119-
33	Providing and fixing Chlorinated Polyvinyl Chloride (CPVC) pipes, having thermal stability for hot & cold water supply, including all CPVC plain & brass threaded fittings, including fixing the pipe with clamps at 1.00 m spacing. This includes jointing of pipes & fittings with one step CPVC solvent cement and testing of joints complete as per direction of Engineer in Charge.External work				
33.1	25 mm nominal outer dia Pipes	Mtr	455.00	216.20	98371.00
33.2	32 mm nominal outer dia Pipes	Mtr	125.00	289.05	36131.25
34	Providing and fixing Chlorinated Polyvinyl Chloride (CPVC) pipes, having thermal stability for hot & cold water supply, including all CPVC plain & brass threaded fittings, i/c fixing the pipe with clamps at 1.00 m spacing. This includes jointing of pipes & fittings with one step CPVC solvent cement and the cost of cutting chases and making good the same including testing of joints complete as per direction of Engineer in Charge.				
34.1	Concealed work, including cutting chases and making good the walls etc.				
34.1.1	20 mm nominal outer dia Pipes	Mtr	1250.00	284.85	356062.50
34.1.2	25 mm nominal outer dia Pipes	Mtr	950.00	333.60	316920.00
35	Providing and fixing CPVC Union in CPVC pipe including jointing of pipes and Union with one step CPVC solvent cement and testing of joint complete as per Direction of Engineer in charge (External work)				
35.1	25 mm nominal outer dia	Mtr	100.00	191.65	19165.00
35.2	40 mm nominal outer dia	Mtr	65.00	321.15	20874.75
36	Providing and fixing gun metal gate valve with C.I. wheel of approved quality (screwed end) :				
36.1	25 mm nominal bore	Each	80.00	428.20	34256.00
36.2	32 mm nominal bore.	Each	45.00	500.75	22533.75
36.3	40 mm nominal bore	Each	20.00	584.70	11694.00
37	Providing and fixing ball valve (brass) of approved quality, High or low pressure, with plastic floats complete :				
37.1	25 mm nominal bore	Each	20.00	331.95	6639.00
38	Providing and fixing water closet squatting pan (Indian type W.C. pan) with 100 mm sand cast Iron P or S trap, 10 litre low level white P.V.C. flushing cistern, including flush pipe, with manually controlled device (handle lever) conforming to IS : 7231, with all fittings and fixtures complete, including cutting and making good the walls and floors wherever required:				
38.1	White Vitreous china Orissa pattern W.C. pan of size 580x440 mm with integral type foot rests	Each	80.00	3494.20	279536.00

39	Providing and fixing white vitreous china pedestal type water closet (European type W.C. pan) with seat and lid, 10 litre low level white P.V.C. flushing cistern, including flush pipe, with manually controlled device (handle lever), conforming to IS : 7231, with all fittings and fixtures complete, including cutting and making good the walls and floors wherever required :				
39.1	W.C. pan with ISI marked white solid plastic seat and lid	Each	80.00	3418.70	273496.00
40	Extra for providing opening of required size & shape for wash basin/ kitchen sink in kitchen platform, vanity counter and similar location in marble/ Granite/ stone work, including necessary holes for pillar taps etc. including moulding, rubbing and polishing of cut edges etc. complete.	Each	10.00	427.95	4279.50
41	Providing and fixing white vitreous china flat back half stall urinal of size 580x380x350 mm with white PVC automatic flushing cistern, with fittings, standard size C.P. brass flush pipe, spreaders with unions and clamps (all in C.P. brass) with waste fitting as per IS : 2556, C.I. trap with outlet grating and other couplings in C.P. brass, including painting of fittings and cutting and making good the walls and floors wherever required :				
41.1	Single half stall urinal with 5 litre P.V.C. automatic flushing cistern.	Each	10.00	6187.40	61874.00
42	Providing and fixing square-mouth S.W. gully trap class SP-1 complete with C.I. grating brick masonry chamber with water tight C.I. cover with frame of 300 x300 mm size (inside) the weight of cover to be not less than 4.50 kg and frame to be not less than 2.70 kg as per standard design:				
42.1	100x100 mm size P type				
42.1.1	With common burnt clay F.P.S. (non modular) bricks of class designation 7.5	Each	30.00	1602.40	48072.00
43	Cutting holes up to 30x30 cm in walls including making good the same:				
43.1	With common burnt clay F.P.S. (non modular) bricks	Each	95.00	219.20	20824.00
44	Cutting holes up to 15x15 cm in R.C.C. floors and roofs for passing drain pipe etc. and repairing the hole after insertion of drain pipe etc. with cement concrete 1:2:4 (1 cement : 2 coarse sand : 4 graded stone aggregate 20 mm nominal size), including finishing complete so as to make it leak proof.	Each	75.00	209.25	15693.75
45	Brick work with common burnt clay F.P.S. (non modular) bricks of class designation 7.5 in superstructure above plinth level up to floor V level in all shapes and sizes in :				
45.1	Cement mortar 1:4 (1 cement : 4 coarse sand)	Cum	20.00	4970.30	99406.00
46	Tile brick masonry with common burnt clay F.P.S. (non modular) tile bricks of class designation 10 in uperstructure above plinth level up to floor V level in cement mortar 1:6 (1 cement : 6 coarse sand).	Cum	5.00	8739.00	43695.00

47	12 mm cement plaster of mix :				
47.1	1:6 (1 cement: 6 fine sand)	Sqm	650.00	160.35	104227.50
48	15 mm cement plaster on the rough side of single or half brick wall of mix :				
48.1	1:6 (1 cement: 6 fine sand)	Sqm	350.00	185.20	64820.00
49	18 mm cement plaster in two coats under layer 12 mm thick cement plaster 1:5 (1 cement : 5 coarse sand) finished with a top layer 6 mm thick cement plaster 1:6 (1 cement : 6 fine sand).	Sqm	950.00	255.55	242772.50
49.1	6 mm cement plaster of mix :- 1:3 (1 cement : 3 fine sand)	Sqm	240.00	143.80	34512.00
50	Pointing on tile brick work with cement mortar 1:3 (1 cement : 3 fine sand): Flush/ Ruled/ Struck or weathered pointing	Sqm	32.00	158.45	5070.40
51	Providing and fixing PTMT stop cock of approved quality and colour.				
51.1	Concealed stop cock, 15 mm nominal bore, 108 mm long, weighing not less than 108 gms	Each	50.00	161.40	8070.00
52	Providing and fixing PTMT pillar cock of approved quality and colour				
52.1	15 mm nominal bore, 125 mm long foam flow, weighing not less than 120 gms	Each	50.00	186.30	9315.00
53	Providing and fixing PTMT towel rail complete with brackets fixed to wooden cleats with CP brass screws with concealed fittings arrangement of approved quality and colour.				
53.1	600 mm long towel rail with total length of 645 mm, width 78 mm and effective height of 88 mm, weighing not less than 190 gms.	Each	30.00	422.70	12681.00
54	Providing and fixing PTMT urinal cock of approved quality and colour.				
54.1	15 mm nominal bore, 80 mm long, 42 mm high and 30mm wide with BSP female threads weighing not less than 48 gms	Each	40.00	143.95	5758.00
55	Providing and fixing PTMT bib cock of approved quality and colour.				
55.1	15 mm nominal bore, 165 mm long, weighing not less than 110 gms	Each	45.00	157.90	7105.50
56	Providing and fixing PTMT liquid soap container 109 mm wide, 125 mm high and 112 mm distance from wall of standard shape with bracket of the same materials with snap fittings of approved quality and colour, weighing not less than 105 gms.	Each	35.00	137.85	4824.75
57	Providing and fixing PTMT soap Dish Holder having length of 138mm, breadth 102mm, height of 75mm with concealed fitting arrangements, weighing not less than 106	Each	10.00	112.30	1123.00

	gms.				
58	Providing and fixing PTMT extension nipple for water tank pipe, fittings of approved quality and colour.				
58.1	20 mm nominal bore, weighing not less than 40 gms	Each	100.00	39.30	3930.00 ₁₂₂
58.2	25 mm nominal bore, weighing not less than 40 gms	Each	10.00	53.25	532.50
59	Providing and fixing unplasticised P.V.C. connection pipe with PTMT Nuts, collar and bush of approved quality and colour.				
59.1	15 mm nominal bore with 45 cm length	Each	425.00	66.65	28326.25
60	Providing and fixing P.V.C. waste pipe for sink or wash basin including P.V.C. waste fittings complete. Flexible pipe.				
60.1	32 mm dia	Each	100.00	73.25	7325.00
61	Providing and fixing PTMT grating of approved quality and colour. Circular type.				
61.1	100 mm nominal dia	Each	20.00	32.75	655.00
61.2	125 mm nominal dia with 25 mm waste hole	Each	20.00	45.55	911.00
62	Providing and fixing stainless steel (Grade 304) railing made of Hollow tubes, channels, plates etc., including welding, grinding, buffing, polishing and making curvature (wherever required) and fitting the same with necessary stainless steel nuts and bolts complete, i/c fixing the railing with necessary accessories & stainless steel dash fasteners , stainless steel bolts etc., of required size, on the top of the floor or the side of waist slab with suitable arrangement as per approval of Engineer-incharge, (for payment purpose only weight of stainless steel members shall be considered excluding fixing accessories such as nuts, bolts, fasteners etc.).	Kg	150.00	472.40	70860.00
63	Centering and shuttering including strutting, propping etc. and removal of form work for :				
63.1	Lintels, beams, plinth beams, girders, bressumers and cantilevers	Sqm	10.00	342.90	3429.00
63.2	Shelves (Cast in situ)	Sqm	20.00	422.30	8446.00
63.3	Suspended floors, roofs, landings, balconies and access platform	Sqm	20.00	422.30	8446.00
64	Providing and fixing ISI marked flush door shutters conforming to IS : 2202 (Part I) nondecorative type, core of block board construction with frame of 1st class hard wood and well matched commercial 3 ply veneering with vertical grains or cross bands and face veneers on both faces of shutters: 35 mm thick including ISI marked Stainless Steel butt hinges with necessary screws.	Sqm	120.00	1559.75	187170.00
65	Providing and fixing aluminium sliding door bolts, ISI marked anodised anodic coating not less than grade AC 10 as per IS : 1868), transparent or dyed to required colour or shade, with nuts and screws etc. complete : 250x16 mm	Each	50.00	189.20	9460.00
66	Providing and fixing aluminium tower bolts, ISI marked,	Each	50.00	88.10	4405.00

	anodised (anodic coating not less than grade AC 10 as per IS : 1868) transparent or dyed to required colour or shade, with necessary screws etc. complete : 250x10 mm				
67	Providing and fixing aluminium tower bolts, ISI marked, anodised (anodic coating not less than grade AC 10 as per IS : 1868) transparent or dyed to required colour or shade, with necessary screws etc. complete : 200x10 mm	Each	50.00	76.15	3807.50
68	Providing and fixing aluminium handles, ISI marked, anodised (anodic coating not less than grade AC 10 as per IS : 1868) transparent or dyed to required colour or shade, with necessary screws etc. complete : 125 MM	Each	50.00	51.10	2555.00
69	Providing & Fixing special quality decorative high pressure laminated sheet of plain / wood grain in gloss / matt / suede finish with high density protective surface layer and reverse side of adhesive bonding quality conforming to IS : 2046 Type S, including cost of adhesive of approved quality. 1.00 mm thick	Sqm	120.00	518.00	62160.00
70	Providing and fixing ISI marked oxidised M.S. sliding door bolts with nuts and screws etc. complete :				
70.1	250x16 mm	Each	20.00	142.05	2841.00
71	Providing and fixing ISI marked oxidised M.S. tower bolt black finish, (Barrel type) with necessary screws etc. complete :				
71.1	250x10 mm	Each	20.00	142.05	2841.00
72	Providing and fixing ISI marked oxidised M.S. handles conforming to IS:4992 with necessary screws etc. complete :				
72.1	125 mm	Each	50.00	142.05	7102.50
73	Providing and fixing 600x450 mm beveled edge mirror of superior glass (of approved quality) complete with 6 mm thick hard board ground fixed to wooden cleats with C.P. brass screws and washers complete.	Each	80.00	817.95	65436.00
74	Providing and fixing IS marked Satainless Steel, with necessary screws etc. complete (heavy type) as approved by the engineer-in-charge. : Single rubber stopper	Each	65.00	27.55	1790.75
75	Providing and fixing IS : 12817 marked stainless steel butt hinges with stainless steel screws etc. complete :				
75.1	125x64x1.90 mm	Each	65.00	64.85	4215.25
75.2	100X58X1.90 mm	Each	65.00	57.70	3750.50
76	Providing and fixing ISI marked aluminium butt hinges anodised (anodic coating not less than grade AC 10 as per IS: 1868) transparent or dyed to required colour or shade with necessary screws etc. complete:				
76.1	100x63x3.2 mm	Each	125.00	73.05	9131.25
77	Providing and fixing aluminium work for doors, windows, ventilators and partitions with extruded built up standard				

	tubular sections/ appropriate Z sections and other sections of approved mak conforming to IS: 733 and IS: 1285, fixing with dash fasteners of required dia and size, including necessary filling up the gaps at junctions, i.e. at top, bottom and sides with required EPDM rubber/ neoprene gasket etc. Aluminium sections shall be mooth, rust free, straight, mitred and jointed mechanically wherever required including cleat angle, Aluminium snap beading for glazing / paneling, C.P. brass / stainless steel screws, all complete as per architectural drawings and the directions of Engineer-in-charge. (Glazing, paneling and dash fasteners to be paid for separately) :				
77.1	For fixed portion				
77.1.1	Powder coated aluminium (minimum thickness of powder coating 50 micron)	Kg	3500.00	384.50	1345750.00
77.2	For shutters of doors, windows & ventilators including providing and fixing hinges/ pivots and making provision for fixing of fittings wherever required including the cost of EPDM rubber / neoprene gasket required (Fittings shall be paid for separately)				
77.2.1	Powder coated aluminium (minimum thickness of powder coating 50 micron)	Kg	1250.00	444.90	556125.00
78	Providing and fixing glazing in aluminium door, window, ventilator shutters and partitions etc. with EPDM rubber / neoprene gasket etc. complete as per the architectural drawings and the direction of Engineer-in-charge . (Cost of aluminium snap beading shall be paid in basic item):				
78.1	With float glass panes of 5.50 mm thickness	Sqm	800.00	1003.95	803160.00
79	Providing and fixing fly proof stainless steel grade 304 wire gauge, to windows and clerestory windows using wire gauge with average width of aperture 1.4 mm in both directions with wire of dia. 0.50 mm all complete.				
79.1	With 12 mm mild steel U beading	Sqm	500.00	1094.10	547050.00
80	Repairs to plaster of thickness 12 mm to 20 mm in patches of area 2.5 sq. meters and under, including cutting the patch in proper shape, raking out joints and preparing and plastering the surface of the walls complete, including disposal of rubbish to the dumping ground, all complete as per directions of Engineer-In-Charge.				
80.1	With cement mortar 1:4 (1 cement : 4 fine sand)	Sqm	100.00	264.80	26480.00
81	Providing and applying plaster of paris putty of 2 mm thickness over plastered surface to prepare the surface even and smooth complete.	Sqm	1000.00	118.70	118700.00
82	Distempering with oil bound washable distemper of approved brand and manufacture to give an even shade :				
82.1	New work (two or more coats) over and including water thinnable priming coat with cement primer	Sqm	6500.00	93.70	609050.00
83	Finishing walls with Acrylic Smooth exterior paint of required shade : New work (Two or more coat applied @ 1.67 ltr/10 sqm over and including priming coat of exterior primer applied @ 2.20 kg/10 sqm)	Sqm	2000.00	96.05	192100.00

84	Providing and fixing C.P. Brass extension nipple (size 15mmx50mm) of approved make and quality as per direction of Engineer-in-charge.	Each	60.00	58.10	3486.00
85	Painting with synthetic enamel paint of approved brand and manufacture to give an even shade : Two or more coats on new work	Sqm	850.00	78.40	66640.00
86	Painting with aluminium paint of approved brand and manufacture to give an even shade. Two or more coats on new work	Sqm	685.00	68.35	46819.75
87	French spirit polishing : Two or more coats on new works including a coat of wood filler	Sqm	1500.00	209.75	314625.00
88	Washed stone grit plaster on exterior walls height upto 10 metre above ground level, in two layers, under layer 12 mm cement plaster 1:4 (1 cement : 4 coarse sand), furrowing the under layer with scratching tool, applying cement slurry on the under layer @ 2 Kg of cement per square metre, top layer 15 mm cement plaster 1:1/ 2:2 (1 cement: 1/2 coarse sand : 2 stone chipping 10 mm nominal size), in panels with groove all around as per approved pattern, including scrubbing and washing the top layer with brushes and water to expose the stone chippings ,complete as per specification and direction of Engineer-in- charge (payment for providing grooves shall be made separately).	Sqm	2000.00	582.60	1165200.00
89	Forming groove of uniform size in the top layer of washed stone grit plaster as per approved pattern using wooden battens, nailed to the under layer, including removal of wooden battens, repair to the edges of panels and finishing the groove complete as per specifications and direction of the Engineer-in-charge : 15 mm wide and 15 mm deep groove	Mtr	500.00	34.40	17200.00
90	Extra for washed grit plaster on exterior walls of height more than 10 m from ground level for every additional height of 3 m or part thereof.	Sqm	650.00	85.90	55835.00
91	Extra for using white cement in place of ordinary cement in the top layer of the item of washed stone grit plaster.	sqm	650.00	63.90	41535.00
92	Providing and fixing anodised aluminium grill (anodised transparent or dyed to required shade according to IS: 1868 with minimum anodic coating of grade AC 15) of approved design/pattern, with approved standard section and fixed to the existing window frame with C.P. brass/ stainless steel screws @ 200 mm centre to centre, including cutting the grill to proper opening size for fixing and operation of handles and fixing approved anodised aluminium standard section around the opening, all complete as per requirement and direction of Engineer-in-charge. (Only weight of grill to be measured for payment).	kg	200.00	408.85	81770.00
93	Fixing chowkhats in existing opening including				

	embedding chowkhats in floors or walls cutting masonry for holdfasts, embedding hold fasts in cement concrete blocks of size 15 x 10 x 10 cm with cement concrete 1:3:6 (1 cement : 3 coarse sand : 6 graded stone aggregate 20 mm nominal size), painting two coats of approved wood preservative to sides of chowkhats and making good the damages to walls and floors as required complete, including disposal of rubbish to the dumping ground, all complete as per directions of Engineer-In-Charge				
93.1	Door chowkhats	Each	10.00	852.70	8527.00
93.2	Window chowkhats	Each	10.00	529.50	5295.00
94	Providing and fixing double scaffolding system (cup lock type) on the exterior side, up to seven story height made with 40 mm dia M.S. tube 1.5 m centre to centre, horizontal & vertical tubes joining with cup & lock system with M.S. tubes, M.S. tube challies, M.S. clamps and M.S. staircase system in the scaffolding for working platform etc. and maintaining it in a serviceable condition for the required duration as approved and removing it there after .The scaffolding system shall be stiffened with bracings, runners, connection with the building etc wherever required for inspection of work at required locations with essential safety features for the workmen etc. complete as per directions and approval of engineer-in-charge .The elevational area of the scaffolding shall be measured for payment purpose. The payment will be made once irrespective of duration of scaffolding.	sqm	1200.00	160.15	192180.00
95	Cleaning of terrace/loft water storage tank (inside surface area) upto 2000 litre capacity at all heights with coconut brushes, duster etc., removal of silt, rubbish from the tank and cleaning the tank with fresh water disinfecting with bleaching powder @ 0.5gm per litre capacity of tank, including marking the date of cleaning on the side of tank body with the help of stencil and paint and disposing of malba, all complete as per direction of Engineer-in-Charge. (The old date already written on tank should be removed with paint remover or black paint and if date is not written with the stencil or old date is not removed deduction will be made @ Rs. 0.10 per litre if during cleaning any GI fittings or ball cock is damaged that is to be repaired by contractor at his own cost and nothing extra will be paid on this account)	Ltr	25000.00	0.20	5000.00
96	Hacking of CC flooring including cleaning for surface etc. complete as per direction of the Engineer-in-Charge.	Sqm	5000.00	1.50	7500.00
97	Dismantling steel work in built up sections in angles, tees, flats and channels including all gusset plates, bolts, nuts, cutting rivets ,welding etc. including dismembering and stacking within 50metres lead.	Kg	320.00	2.40	768.00
98	Providing and fixing wash basin with C.I. brackets, 15 mm C.P. brass pillar taps, 32 mm C.P. brass waste of standard pattern, including painting of fittings and brackets, cutting and making good the walls wherever require: White Vitreous China Wash basin size 630x450 mm with a pair of 15 mm C.P. brass pillar tap	Each	40.00	2298.55	91942.00

99	Providing and fixing Stainless Steel A ISI 304 (18/8) kitchen sink as per IS: 13983 with C.I. brackets and stainless steel plug 40 mm, including painting of fittings and brackets, cutting and making good the walls wherever required : Kitchen sink with drain board 510x1040 mm bowl depth 200 mm	Each	60.00	3772.35	226341.00
100	Constructing masonry Chamber 60x60x75 cm inside, in brick work in cement mortar 1:4 (1 cement : 4 coarse sand) for sluice valve, with C.I. urface box 100mm top diameter, 160 mm bottom diameter and 180 mm deep (inside) with chained lid and RCC top slab 1:2:4 mix (1 cement : 2 coarse sand : 4 graded stone aggregate 20mm nominal size) , i/c necessary excavation, foundation concrete 1:5:10 (1 cement : 5 fine sand : 10 graded stone aggregate 40 mm nominal size) and inside plastering with cement mortar 1:3 (1 cement : 3 coarse sand) 12 mm thick, finished with a floating coat of neat cement complete as per standard design : With common burnt clay F.P.S.(non modular) bricks of class designation 7.5	Each	5.00	6849.60	34248.00
101	Grading roof for water proofing treatment with Cement concrete 1:2:4 (1 cement : 2 coarse sand : 4 graded stone aggregate 20 mm nominal size)	cum	35.00	5583.80	195433.00
102	Providing and placing on terrace (at all floor levels) polyethylene water storage tank, IS : 12701 marked, with cover and suitable locking arrangement and making necessary holes for inlet, outlet and overflow pipes but without fittings and the base support for tank.				
102.1	Circular tank	Per Ltr	10000.00	7.25	72500.00
103	Providing and fixing C.P. brass bib cock of approved quality conforming to IS:8931 : 15 mm nominal bore	Each	80.00	371.70	29736.00
104	Constructing brick masonry manhole in cement mortar 1:4 (1 cement : 4 coarse sand) with R.C.C. top slab with 1:2:4 mix (1 cement : 2 coarse sand : 4 graded stone aggregate 20 mm nominal size), foundation concrete 1:4:8 mix (1 cement : 4 coarse sand : 8 graded stone aggregate 40 mm nominal size), inside plastering 12 mm thick with cement mortar 1:3 (1 cement : 3 coarse sand) finished with floating coat of neat cement and making channels in cement concrete 1:2:4 (1 cement : 2 coarse sand : 4 graded stone aggregate 20 mm nominal size) finished with a floating coat of neat cement complete as per standard design :				
104.1	Inside size 90x80 cm and 45 cm deep including C.I. cover with frame (light duty) 455x610 mm internal dimensions, total weight of cover and frame to be not less than 38 kg (weight of cover 23 kg and weight of frame 15 kg) :				
104.1.1	With common burnt clay F.P.S. (non modular) bricks of class designation 7.5	Each	5.00	8364.10	41820.50
105	Extra for depth for manholes :				
105.1	Size 90x80 cm				

105.1.1	With common burnt clay F.P.S. (non modular) bricks of class designation 7.5	Mtr	62.00	5718.60	354553.20
106	Providing and fixing C.P. brass long nose bib cock of approved quality conforming to IS standards and weighing not less than 810 gms. 15 mm nominal bore	Each	30.00	555.30	16659.00 ²⁸
107	Providing and fixing C.P. brass long body bib cock of approved quality conforming to IS standards and weighing not less than 690 gms. 15 mm nominal bore	Each	30.00	492.55	14776.50
108	Providing and fixing C.P. brass stop cock (concealed) of standard design and of approved make conforming to IS:8931. 15 mm nominal bore	Each	30.00	545.95	16378.50
109	Half brick masonry with common burnt clay F.P.S. (non modular) bricks of class designation 7.5 in superstructure above plinth level up to floor V level.				
109.1	Cement mortar 1:4 (1 cement :4 coarse sand)	Sqm	45.00	684.20	30789.00
110	Extra for providing and placing in position 2 Nos 6mm dia. M.S. bars at every third course of half brick masonry.	Sqm	45.00	56.85	2558.25
111	Providing and fixing C.P. brass angle valve for basin mixer and geyser points of approved quality conforming to IS:8931 15mm nominal bore	Each	210.00	475.70	99897.00
112	Providing and fixing curtain rods of 1.25 mm thick chromium plated brass plate, with two chromium plated brass brackets fixed with C.P. brass screws and wooden plugs, etc., wherever necessary complete : 25 mm dia	1000	mtr	463.85	463850.00
113	Disposal of building rubbish / malba / similar unserviceable, dismantled or waste materials by mechanical means, including loading, transporting, unloading to approved municipal dumping ground or as approved by Engineer-in-charge, beyond 50 m initial lead, for all leads including all lifts involved.	Cum	2500.00	120.55	301375.00
114	Dismantling G.I. pipes (Internal work) including Cutting and making good the walls etc. 15mm to 40 mm nominal bore	Mtr	1240.00	63.65	78926.00
115	Providing and fixing PTMT swivelling shower, 15 mm nominal bore, weighing not less than 40 gms	Each	64.00	100.70	6444.80
116	Providing and laying APP (Atactic Polypropylene Polymer) modified prefabricated five layer 3 mm thick water proofing membrane, black finished reinforced with non-woven polyester matt consisting of a coat of bitumen primer for bitumen membrane @ 0.40 litre/sqm by the same membrane manufacture of density at 25°C, 0.87-0.89 kg/ litre and viscosity 70-160 cps. Over the primer coat the layer of membrane shall be laid using Butane Torch and sealing all joints etc, and preparing the surface complete. The vital physical and chemical parameters of the membrane shall be as under : Joint strength in longitudinal	2100.00	sqm	417.10	875910.00

	and transverse direction at 23°C as 650/ 450N/5cm. Tear strength in longitudinal and transverse direction as 300/250N. Softening point of membrane not less than 150°C. Cold flexibility shall be upto -2°C when tested in accordance with ASTM, D - 5147. The laying of membrane shall be got done through the authorised applicator of the manufacturer of membrane : 3 mm thick				
117	Demolishing mud phaska in terracing and disposal of material within 50 metres lead.	1000.00	Cum	373.95	373950.00
				Total=	17746306.55
	Add Cost Index on DSR 2016 Items @ 22.69%=				4026636.96
				Total=	21772943.51
	Less @ 9.50% as per Delhi Govt. Order on DSR 2016 Items=				-2068429.63
			Grand Total (A)=		19704513.87
118	Providing and fixing CPVC Gate valve (ball valve) of approved quality : 25 mm nominal outer dia	Each	32.00	146.40	4684.80
119	Extra for Providing and fixing special quality, size and design of rectified ceramic glazed wall tiles and floor tiles.	Sqm	120.00	160.05	19206.00
120	Dismantling of white vitreous Urinal of all sizes including stacking usefull material near the site and disposal un servicable material with in 800 metre lead by manual/mechanical means complete as per direction of engineer in charge	Each	50.00	423.75	21187.50
121	Dismantling of white vitreous wash basin of all sizes including stacking usefull material near the site and disposal un servicable material with in 800 metre lead by manual/mechanical means complete as per direction of Engineer in charge	Each	50.00	155.20	7760.00
122	Taking out and Refixing the same white vitreous china flat back or wall corner type lipped front urinal basin of 430x260x350 mm and 340x410x265 mm sizes respectively with automatic flushing cistern with standard flush pipe and C.P. brass spreaders with brass unions and G.I clamps complete, including painting of fittings and brackets, cutting and making good the walls and floors wherever required : One urinal basin with 5 litre white P.V.C. automatic flushing cistern	Each	50.00	250.55	12527.50
123	Taking out and Refixing white vitreous china pedestal type water closet (European type W.C. pan) with seat and lid, 10 litre low level white P.V.C.flushing cistern, including flush pipe, with manually controlled device(handle lever), conforming to IS : 7231, with all fittings and fixturescomplete, including cutting and making good the walls and floors whereverrequired : W.C. pan with ISI marked white solid plastic seat and lid	Each	50.00	1350.25	67512.50

124	Providing and fixing in position uPVC SWR floor trap conforming to IS:13592 including providing necessary steel support and as per Specification. Making proper connection cutting chase / hole in floors / slabs and bringing the same in proper condition and shape after placing the trap in right position complete as required. The hopper and trap shall be set in cement concrete mix 1:2:4 complete as required. (P/S trap) Make: Supreme, Ashirvad & Prince. (110X110mm)	Each	65.00	705.00	45825.00
125	Providing and fixing in position uPVC SWR floor trap conforming to IS:13592 including providing necessary steel support and as per Specification. Making proper connection cutting chase / hole in floors / slabs and bringing the same in proper condition and shape after placing the trap in right position complete as required. The hopper and trap shall be set in cement concrete mix 1:2:4 complete as required. (Nahani trap) Make: Supreme, Ashirvad & Prince. (110X110mm)	Each	198.00	486.00	96228.00
126	Providing and fixing uPVC SWR Pipes class B (IS:13592) including jointing with solvent cement including cutting and making good the walls wherever required. (For soil & waste pipes). Nothing extra will be paid for supports.				
126.1	110 mm Outer diameter	Mtr	100.00	901.00	90100.00
127	Providing and fixing CP grating of approved make and quality on top of floor trap. The rate includes the cost of all ancillary works and material as required to complete the works.	Each	136.00	52.73	7171.28
128	Providing and fixing uPVC SWR Pipes class B (IS:13592) fittings complete including jointing with solvent cement including cutting and making good the walls wherever required. (For soil & waste pipes). Nothing extra will be paid for supports. 110 mm Outer Dia				
128.1	Door Bend	Each	20.00	501.00	10020.00
128.2	Plain Bend/Shoe Bend	Each	25.00	445.00	11125.00
128.3	Coupler/Socket	Each	25.00	378.00	9450.00
128.4	Single Tee Without Door	Each	30.00	528.00	15840.00
128.5	Single Tee With Door	Each	20.00	587.00	11740.00
128.6	Single Y	Each	10.00	615.00	6150.00
128.7	Double Y	Each	15.00	767.00	11505.00
129	Providing and fixing PTMT angle valve for basin mixer and geyser points with 86 mm long, weighing not less than 88 gms of approved quality conforming to IS:8931 a) 15mm nominal bore	Each	80.00	180.00	14400.00

130	Providing and fixing PTMT long body bib cock of approved quality and colour. 15mm nominal bore, 86 mm long, weighing not less than 88 gms	Each	95.00	263.00	24985.00
131	Providing and fixing PTMT health faucet with 1.50 Mtr long Tube and hook including all fittings and fixture all complete as per direction of Engineer-in-Charge.	Each	50.00	507.00	25350.00
132	Providing and fixing unplasticised P.V.C. connection pipe (36" length) with PTMT Nuts, collar and bush of approved quality and colour.	Each	40.00	507.00	20280.00
133	Providing and fixing PTMT jet spray assembly (1.5mtr Tube) of approved make for EWC complete as per direction of Engineer - in - charge	Each	69.00	336.00	23184.00
134	Granite work gang saw cut (polished and machine cut) of thickness 18 mm for wall lining (veneer work), backing filled with a grout of 12 mm thick average in cement mortar 1:3 (1 cement : 3 coarse sand), including pointing with white cement mortar 1:2 (1 white cement : 2 marble dust) with an admixture of pigment to match the marble shade (To be secured to the backing by means of cramps, which shall be paid for separately).	20.00	Sqm	3850.00	77000.00
135	Providing and fixing box type wooden wardrobe/Almirah duly made with pressed ply board/ commercial board of 18mm thick with 2 mm thick laminated sheet on both side including all fittings i.e. 300 mm dia handle, lock, 200 mm dia tower bolt etc. as per approved design and drawings including fixing of fixture and fitting all complete as per direction of Engineer-In-charge. (Minimum depth of almirah is 600 mm) (For payment purpose, front elevation are shall be measured)	100.00	Sqm	7582.00	758200.00
136	Supply and dosing of liquid chemical chlorine (water based) IS: 11673-1996 having concentration 3% to 6% strength packed in 20/40 ltr capacity sealed container at booster pump DTU including labour for dosing of chlorine. (The empty container shall be returned to the contractor).	2000.00	Ltr	15.00	30000.00
137	Providing and fixing stainless steel sliding door bolts with nuts and screws etc. complete : 250x16 mm	125.00	Each	360.00	45000.00
138	Providing and fixing stainless steel handle with nuts and screws etc. complete : 200 mm	465.00	Each	195.50	90907.50
139	Providing and fixing Satainless Steel tower bolt, with necessary screws etc. complete complete as per direction of Engineer in charge. : 200x10 mm	210.00	Each	195.00	40950.00

139.1	Providing and fixing Satainless Steel, with necessary screws etc. complete as per direction of Engineer in charge. : Single rubber stopper	545.00	Each	70.00	38150.00
					- 132 -
140	Providing and fixing soil, wsate and vent pipes. UPVC SWR single socket pipe including jointing with seal ring conforming to IS : 5382, leaving 10 mm gap for thermal expansion, (i) Single socketed pipes. 63 mm diameter	85.00	Mtr	227.70	19354.50
141	Providing and fixing soil, wsate and vent pipes. UPVC single socket pipe conforming to IS : 13592 Type B 75 mm dia including jointing with seal ring conforming to IS : 5382, leaving 10 mm gap for thermal expansion, (i) Single socketed pipes. 75 mm diameter	80.00	Mtr	410.40	32832.00
142	Providing and fixing soil, wsate and vent pipes. UPVC single socket pipe conforming to IS : 13592 Type B 110 mm dia including jointing with seal ring conforming to IS : 5382, leaving 10 mm gap for thermal expansion, (i) Single socketed pipes. 110 mm diameter	150.00	Mtr	570.45	85567.50
143	Dismantling washed stone grit plaster on extirior walls height upto 20 metres above ground level in two layers under layer 12 mm cement plaster and top layer 15 mm grit plaster including disposal of rubbish to the dumping ground within 800 metres lead. complete as per direction of engineer in charge.	300.00	Sqm	186.98	56094.00
144	Cleaning including scrubbing of washed stone grit plaster on exterior walls height upto 20 metres above ground level with brushes, water and chamilal complete as per specification and direction of engineer in charge.	1000.00	Sqm	106.73	106730.00
145	Providing and fixing of box type Modular kitchen made of 19mm thick commercial board/pressed ply board with both side laminated sheet 1.0mm thick including S.S. basket tary, Handles, Fittings and making cabins, drawers etc. as per the approved design and drawing including fixing of fixture and fitting all complete as per direction of Engineer-In-charge. (Minimum depth is 600 mm) (For payment purpose, front elevation are shall be measured)	25.00	Sqm	13650.00	341250.00
146	Providing hydraulic excavator (3D) with driver and fuel for cutting, levelling of surface etc. complete for proper completion of work as per direction of Engineer-in-charge.	4.00	Per Day	10500.00	42000.00

147	Providing and fixing CP Brass two in one mixture pillar cock of approved quality conforming to IS standards and weighing not less than 690 gms. 15 mm nominal bore	25.00	Each	3353.00	83825.00
					- 133 -
148	Providing and fixing Stainless steel towel rod complete as per direction of Engineer in charge.	100.00	Each	755.00	75500.00
149	Providing and fixing wooden shoe rack (box type) made of 19 mm thick commercial board, both side laminated with sunmica 1 mm thick and 5 mm thick glass and making cabins, drawers etc. all complete with including handles, tower bolt etc. as per direction of Engineer-In-charge. (Minimum depth is 600 mm) (For payment purpose, front elevation are shall be measured)	15.00	Sqm	4595.00	68925.00
150	Providing and fixing wooden wall showcase (box type) made of 19 mm thick commercial board, both side laminated with sunmica 1 mm thick 5 mm thick glass and making cabins, drawers etc. all complete with including handles, tower bolt etc. as per direction of Engineer-In-charge. (Minimum depth is 600 mm) (For payment purpose, front elevation are shall be measured)	50.00	Sqm	9434.00	471700.00
151	Providing and fixing S.S. bib cock of approved quality conforming to IS standards and weighing not less than 690 gms. 15 mm nominal bore	125.00	each	645.00	80625.00
152	Providing and fixing S.S. two way shot body bib cock of approved quality conforming to IS standards and weighing not less than 690 gms. 15 mm nominal bore	50.00	each	1200.00	60000.00
153	Providing and fixing S.S. two way angle cock of approved quality conforming to IS standards and weighing not less than 690 gms. 15 mm nominal bore	50.00	each	1200.00	60000.00
154	Providing and fixing S.S. concealed stop cock of approved quality conforming to IS standards and weighing not less than 690 gms. 15 mm nominal bore	50.00	each	902.00	45100.00
155	Providing and fixing S.S. swan neck angle cock of approved quality conforming to IS standards and weighing not less than 690 gms. 15 mm nominal bore	56.00	each	1721.00	96376.00
156	Providing and fixing S.S. shower of approved make and approved quality i.e. C.P pipe etc complete as per direction of Engineer-in-charge. 15mm nominal bore	150.00	each	307.00	46051.00

157	Providing and fixing broken glazed tiles for water proofing on the top of roof over hot blown type bituman applied @1.70kg/sqm. (1.4kg of 85/25 grade and 0.30 kg. of 80/100 bitumen of grade VG-10) and joints filled with cement mortar 1:2 (1 cement : 2 marble dust) mixed with water proofing compound complete as per direction of Engineer-in-Charge.	2100.00	sqm	55.00	115500.00	- 134 -
				Total (B) =	3523869.08	
				Total (A+B) =	23228382.95	
				Grand Total =	23228382.95	
				Say =	23228383.00	

CORRIGENDUM TO FORM-7 (CPWD)

S.No.	FOR	READ
1.	Govt. of India	Govt. of National Capital Territory of Delhi.
2.	President of India	Delhi Technological University
3.	Superintending Engineer/ Chief Engineer	Hon'ble, V.C. Delhi Technological University
4.	Department	Delhi Technological University
5.	Administrative Head	Hon'ble, V.C. Delhi Technological University
6.	Ministry of Works & Housing	Govt. of National Capital Territory of Delhi.
7.	Engineer-in-Charge	Chief Project Officer, DTU/ Executive Engineer/ DTU